



# Ketul R Shah & Associates

## Chartered Accountants

C-3, Vikram Apt., Near Shreyas Crossing, Ambawadi, Ahmedabad-380015  
Mob: 97123 67483, 97237 06819 | E-mail: caketulshah@gmail.com

### INDEPENDENT AUDITOR'S REPORT

#### TO THE MEMBERS OF INGENUITY BIOSCIENCES PRIVATE LIMITED

We have audited the accompanying financial statements of **Ingenuity Biosciences Private Limited** for the year ended March 31, 2024.

#### Opinion

We have audited the accompanying financial statements of Ingenuity Biosciences Private Limited, which comprise the Balance sheet as at March 31, 2024, the Statement of Profit and Loss, including the statement of Other Comprehensive Income, the Cash Flow Statement and the statement of Changes in Equity for the year then ended, and notes to the financial statements, including a summary of significant accounting policies and other explanatory information (hereinafter referred to as the financial statements).

In our opinion and to the best of our information and according to the explanations given to us, the aforesaid financial statements give the information required by the Companies Act, 2013, as amended ("the Act") in the manner so required and give a true and fair view in conformity with the accounting principles generally accepted in India, of the state of affairs of the Company as at March 31, 2024, its loss including other comprehensive income, its cash flows and the changes in equity for the year ended on that date.

#### Basis for Opinion

We conducted our audit in accordance with the Standards on Auditing (SAs) specified under Section 143(10) of the Companies Act, 2013 (the Act). Our responsibilities under those Standards are further described in the Auditor's Responsibilities for Audit of the Financial statements for year ended March 31, 2024. We are independent of the Company in accordance with the Code of Ethics issued by the Institute of Chartered Accountants of India (ICAI) together with the ethical requirements that are relevant to our audit of the Financial statements for the year ended March 31, 2024 under the provisions of the Act and the Rules thereunder, and we have fulfilled our other ethical responsibilities in accordance with these requirements and the ICAI's Code of Ethics. We believe that the audit evidence obtained by us is sufficient and appropriate to provide a basis for our audit opinion.

## **Management's Responsibility for the Financial statements**

The Company's Board of Directors is responsible for the matters stated in section 134(5) of the Act with respect to the preparation of these financial statements that give a true and fair view of the financial position, financial performance including other comprehensive income, cash flows and changes in equity of the Company in accordance with the accounting principles generally accepted in India, including the Indian Accounting Standards (Ind AS) specified under section 133 of the Act read with the Companies (Indian Accounting Standards) Rules, 2015, as amended. This responsibility also includes maintenance of adequate accounting records in accordance with the provisions of the Act for safeguarding of the assets of the Company and for preventing and detecting frauds and other irregularities; selection and application of appropriate accounting policies; making judgments and estimates that are reasonable and prudent; and the design, implementation and maintenance of adequate internal financial controls, that were operating effectively for ensuring the accuracy and completeness of the accounting records, relevant to the preparation and presentation of the financial statements that give a true and fair view and are free from material misstatement, whether due to fraud or error.

In preparing the financial statements, management is responsible for assessing the Company's ability to continue as a going concern, disclosing, as applicable, matters related to going concern and using the going concern basis of accounting unless management either intends to liquidate the Company or to cease operations, or has no realistic alternative but to do so. Those charged with governance are also responsible for overseeing the Company's financial reporting process.

## **Information Other than the Financial Statements and Auditor's Report Thereon**

The Company's Board of Directors is responsible for the other information. The other information comprises the information included in the Annual Report, but does not include the financial statements and our auditor's report thereon.

Our opinion on the financial statements does not cover the other information and we do not express any form of assurance conclusion thereon.

In connection with our audit of the financial statements, our responsibility is to read the other information and, in doing so, consider whether such other information is materially inconsistent with the financial statements or our knowledge obtained in the audit or otherwise appears to be materially misstated. If, based on the work we have performed, we conclude that there is a material misstatement of this other information; we are required to report that fact. We have nothing to report in this regard.

## **Auditor's Responsibilities for the Audit of the Financial statements for the year ended March 31, 2024**

Our objectives are to obtain reasonable assurance about whether the financial statements as a whole is free from material misstatement, whether due to fraud or error, and to issue an auditor's report that includes our opinion. Reasonable assurance is a high level of assurance, but is not a guarantee that an audit conducted in accordance with SAs will always detect a material misstatement when it exists. Misstatements can arise from fraud or error and are considered material if, individually or in the aggregate, they could reasonably be expected to influence the economic decisions of users taken on the basis of this Financial statements.



As part of an audit in accordance with SAs, we exercise professional judgment and maintain professional skepticism throughout the audit. We also:

- Identify and assess the risks of material misstatement of the Financial statements, whether due to fraud or error, design and perform audit procedures responsive to those risks, and obtain audit evidence that is sufficient and appropriate to provide basis for our opinion. The risk of not detecting a material misstatement resulting from fraud is higher than for one resulting from error, as fraud may involve collusion, forgery, intentional omissions, misrepresentations, or the override of internal control.
- Obtain an understanding of internal control relevant to the audit in order to design audit procedures that are appropriate in the circumstances, but not for the purpose of expressing an opinion on the effectiveness of the Company's internal control.
- Evaluate the appropriateness of accounting policies used and the reasonableness of accounting estimates and related disclosures made by the Board of Directors.
- Conclude on the appropriateness of the management use of the going concern basis of accounting and, based on the audit evidence obtained, whether a material uncertainty exists related to events or conditions that may cast significant doubt on the ability of the Company to continue as a going concern. If we conclude that a material uncertainty exists, we are required to draw attention in our auditor's report to the related disclosures in the Statement or, if such disclosures are inadequate, to modify our opinion. Our conclusions are based on the audit evidence obtained up to the date of our auditor's report. However, future events or conditions may cause the Company to cease to continue as a going concern.
- Evaluate the overall presentation, structure and content of the Financial statements, including the disclosures, and whether the Financial statements represent the underlying transactions and events in a manner that achieves fair presentation.
- We communicate with those charged with governance regarding, among other matters, the planned scope and timing of the audit and significant audit findings, including any significant deficiencies in internal control that we identify during our audit.
- We also provide those charged with governance with a statement that we have complied with relevant ethical requirements regarding independence, and to communicate with them all relationships and other matters that may reasonably be thought to bear on our independence, and where applicable, related safeguards.

#### **Report on Other Legal and Regulatory Requirements:**

1. As required by the Companies (Auditor's Report) Order, 2020 ("the Order"), issued by the Central Government of India in terms of sub-section (11) of section 143 of the Act, we give in the "Annexure 1" a statement on the matters specified in paragraphs 3 and 4 of the Order.
2. As required by section 143(3) of the Act, we report that:
  - a) We have sought and obtained all the information and explanations which to the best of our knowledge and belief were necessary for the purposes of our audit.

- b) In our opinion proper books of account as required by law have been kept by the Company so far as appears from our examination of those books. These records are also kept in electronic mode on servers physically located in India and the company is also having daily back up of book of accounts maintained in electronic mode.
- c) The Balance Sheet, the Statement of Profit and Loss including the Statement of Other Comprehensive Income, the Cash Flow Statement and Statement of Changes in Equity dealt with by this Report are in agreement with the books of account;
- d) In our opinion, the aforesaid financial statements comply with the Accounting Standards specified under Section 133 of the Act, read with Rule 7 of the Companies (Accounts) Rules, 2014.
- e) On the basis of written representations received from the directors as on 31 March, 2024, taken on record by the Board of Directors, none of the directors is disqualified as on 31 March, 2024, from being appointed as a director in terms of Section 164(2) of the Act.
- f) With reference to the adequacy of the Internal Financial Controls with reference to these financial statements and operating effectiveness of such controls, refer to our separate report in Annexure-2.
- g) The has not paid any managerial remuneration during the year, hence reporting for provisions Section 197 read with schedule V of the Companies Act 2013 is not required for the year ended March 31, 2024.
- h) With respect to the other matters to be included in the Auditor's Report in accordance with Rule 11 of the Companies (Audit and Auditors) Rules, 2014, as amended in our opinion and to the best of our information and according to the explanations given to us:
- a. The company does not have any pending litigations which would impact its financial position.
  - b. The company did not have any on long term contracts including derivative contracts for which there were any material foreseeable losses.
  - c. There were no amounts which were required to be transferred to the Investor Education and Protection Fund by the Company.
  - d. I)The management has represented that, to the best of its knowledge and belief, no funds have been advanced or loaned or invested (either from borrowed funds or share premium or any other sources or kind of funds) by the Company to or in any other persons or entities, including foreign entities ("Intermediaries"), with the understanding, whether recorded in writing or otherwise, that the Intermediary shall, whether, directly or indirectly lend or invest in other persons or entities identified in any manner whatsoever by or on behalf of the Company ("Ultimate Beneficiaries") or provide any guarantee, security or the like on behalf of the Ultimate Beneficiaries;
- II)The management has represented that, to the best of its knowledge and belief, no funds have been received by the Company from any persons or entities, including foreign entities ("Funding Parties"), with the understanding, whether recorded in writing or otherwise, that the company shall, whether, directly or indirectly, lend or invest in other persons or entities identified in any manner whatsoever by or on behalf of the Funding Party ("Ultimate Beneficiaries") or provide any guarantee, security or the like on behalf of the Ultimate Beneficiaries; and



III) Based on such audit procedures that were considered reasonable and appropriate in the circumstances, nothing has come to our notice that has caused us to believe that the representations under sub-clause (I) and (II) contain any material misstatement.

IV) No dividend has been declared or paid during the year by the Company.

V) The reporting under Rule 11(g) of the Companies (Audit and Auditors) Rules, 2014 is applicable from 1, April 2023. Based on our examination which included test check, the company has used an accounting software for maintaining its books of accounts which has the feature of recording audit trail (edit log) facility and the same was operated throughout the year for all relevant transactions recorded in the software. Further, during the course of audit, we did not come across any instance of audit trail feature being tampered with.

For, Ketul R Shah & Associates  
Chartered Accountants



Ketul R Shah  
[ Proprietor ]

M. No. : 131631

FRN : 160764W

UDIN : 24131631BKETWF7328



Place : Ahmedabad  
Date : 20/09/2024

**Annexure 1 to the Independent Auditor's Report (referred to in paragraph 1 of the 'Report on Other Legal and Regulatory Requirements' section of our report of even date)**

1. In respect of Property, Plant and Equipment:
  - a. (A) The Company has generally maintained proper records showing full particulars, including quantitative details and situation of Property, Plant and Equipment.  
  
(B) The Company has maintained proper records showing full particulars of intangibles assets.
  - b. All Property, Plant and Equipment were physically verified by the Management in accordance with a regular program of verification which, in our opinion, provides for physical verification of all the Property, Plant and Equipment at reasonable intervals. According to the information and explanations given to us, no material discrepancies were noticed on such verification.
  - c. The company has no immovable properties (other than properties where the Company is the lessee, and the lease agreements are duly executed in favour of the lessee) and the title deeds of the same are held in the name of the Company is not applicable.
  - d. The Company has not revalued its Property, Plant and Equipment (including Right of use assets) or intangible assets during the year ended March 31, 2024. Accordingly, the requirement to report on clause 3(i)(d) of the Order is not applicable to the Company.
  - e. There are no proceedings initiated or are pending against the Company for holding any benami property under the Prohibition of Benami Property Transactions Act, 1988 and rules made thereunder. Accordingly, the requirement to report on clause 3(i)(e) of the Order is not applicable to the Company.
2.
  - a. According to the information and explanations given to us the management has conducted physical verification of inventory at reasonable intervals during the year and no material discrepancies were noticed on such physical verification.
  - b. The Company has not been sanctioned working capital limits in excess of Rupees five crores in aggregate from banks during the year on the basis of security of current assets of the Company. Hence the clause of the order regarding the quarterly returns/statements is not applicable.
3. During the year the Company has not made any investments in, provided any guarantee or security or granted any loan or advances in the nature of loans, secured or unsecured to companies, firms, Limited Liability Partnerships or any other parties. Hence, requirement to report on clause 3(a)(A) & (B), (b) to (f) of the order is not applicable to the company.
4. The company has not advanced loans to directors, hence the non-compliance with section 185 of the Companies Act, 2013 are not applicable.  
The company has not given loan to any company, hence the non-compliance to the provisions



of section 186 of the Companies Act 2013 are not applicable.

5. In our opinion and according to the information and explanations given to us, as the Company has neither accepted deposits from the public nor accepted any amounts which are deemed to be deposits within the meaning of sections 73 to 76 of the Companies Act and the rules made thereunder, to the extent applicable. Accordingly, clause 3(v) of the Order is not applicable.
6. We are informed that maintenance of cost records has not been prescribed by the Central Government under sub-section (1) of section 148 of the Companies Act, 2013 in respect of activities of the company and therefore clause 3(vi) of the Order is not applicable.
7. In respect of statutory dues:
  - a. In our opinion and according to the information and explanations given to us, the company is generally regular in depositing undisputed statutory dues including Provident Fund, employees' state insurance, income tax, goods & service tax, sales tax, custom duty, excise duty, service tax and cess, and other statutory dues, if any, with appropriate authorities. There are no arrears of outstanding statutory dues as at 31st March, 2024 for a period of more than six months from the date they became payable.
  - b. In our opinion and according to the information and explanations given to us, there are no dues of income tax or Goods & Service Tax or sales tax or service tax or duty of customs or duty of excise or value added tax, pending to be deposited on account of any dispute, therefore the provisions of clause 3(vii)(b) of the order is not applicable.
8. The Company has not surrendered or disclosed any transaction, previously unrecorded in the books of account, in the tax assessments under the Income Tax Act, 1961 as income during the year. Accordingly, the requirement to report on clause 3(viii) of the Order is not applicable to the Company.
9. (a) The Company has not defaulted in repayment of loans or in the payment of interest thereon to any lender.
  - (b) The Company has not been declared wilful defaulter by any bank or financial institution or government or any government authority.
  - (c) The Company has no Term Loans in its Books, hence the term loans were applied for the purpose for which the loans were obtained clause of the order are not applicable.
  - (d) On an overall examination of the financial statements of the Company, no funds raised on short-term basis have been used for long-term purposes by the Company.
  - (e) The Company does not have any subsidiary, associate or joint venture. Accordingly, the requirement to report on clause 3(ix)(e) of the Order is not applicable to the Company.
  - (f) The Company does not have any subsidiary, associate or joint venture. Accordingly, the requirement to report on Clause 3(ix)(f) of the Order is not applicable to the Company.

10. (a) The Company has not raised any money during the year by way of initial public offer / further public offer (including debt instruments) hence, the requirement to report on clause 3(x)(a) of the Order is not applicable to the Company.
- (b) The Company has no preferential allotment or private placement of shares or convertible debentures (fully, partially or optionally convertible) in its books; hence compliance with the provisions of sections 42 and 62 of the Companies Act, 2013 is not applicable. The funds raised, have been used for the purposes for which the funds were raised of the Order is not applicable to the Company.
11. (a) No material fraud by the Company or no material fraud on the Company has been noticed or reported during the year.
- (b) During the year, no report under sub-section (12) of section 143 of the Companies Act, 2013 has been filed by us in Form ADT – 4 as prescribed under Rule 13 of Companies (Audit and Auditors) Rules, 2014 with the Central Government.
- (c) As represented to us by the management, there are no whistle blower complaints received by the Company during the year.
12. In our opinion and according to the information and explanations given to us, the company is not a Nidhi company. Accordingly, clause 3(xii)(a), (b) and (c) of the order is not applicable.
13. According to the information and explanations given to us and based on our examination of the records of the company, transactions with the related parties are in compliance with Sections 177 and 188 of the Act, wherever applicable, and details of such transactions have been disclosed in the financial statements as required by the applicable accounting standards.
14. (a) The provisions of Section 138 of the Companies Act, 2013 relates to the applicability of internal audit, are not applicable to the Company, hence requirement to report on clause 3(xiv)(a) of the Order is not applicable to the Company.
- (b) The Company does not have an internal audit system and is not required to have an internal audit system under the provisions of Section 138 of the Companies Act, 2013. Therefore, the requirement to report under clause 3(xiv)(b) of the Order is not applicable to the Company.
15. According to the information and explanations given to us and based on our examination of the records of the company, the company has not entered into non-cash transactions with directors or persons connected with him. Accordingly clause 3(xv) of the order is not applicable.
16. (a) The provisions of section 45-IA of the Reserve Bank of India Act, 1934 (2 of 1934) are not applicable to the Company. Accordingly, the requirement to report on clause (xvi)(a) of the Order is not applicable to the Company.



(b) The Company has not conducted any Non-Banking Financial or Housing Finance activities without obtained a valid Certificate of Registration (CoR) from the Reserve Bank of India as per the Reserve Bank of India Act, 1934.

(c) The Company is not a Core Investment Company as defined in the regulations made by Reserve Bank of India. Accordingly, the requirement to report on clause 3(xvi) of the Order is not applicable to the Company.

(d) There is no Core Investment Company as a part of the Group; hence, the requirement to report on clause 3(xvi) of the Order is not applicable to the Company.

17. The company has incurred cash losses amounting to Rs. 34.02 million in the current financial year and not incurred cash losses in the previous year.
18. There is no resignation of statutory auditors during the year; hence this clause is not applicable.
19. On the basis of the financial ratios disclosed in note 32 to the financial statements, ageing and expected dates of realization of financial assets and payment of financial liabilities, other information accompanying the financial statements, our knowledge of the Board of Directors and management plans and based on our examination of the evidence supporting the assumptions, nothing has come to our attention, which causes us to believe that any material uncertainty exists as on the date of the audit report that Company is not capable of meeting its liabilities existing at the date of balance sheet as and when they fall due within a period of one year from the balance sheet date. We, however, state that this is not an assurance as to the future viability of the Company. We further state that our reporting is based on the facts up to the date of the audit report and we neither give any guarantee nor any assurance that all liabilities falling due within a period of one year from the balance sheet date, will get discharged by the Company as and when they fall due.
20. As represented by the management to us, section 135 of the Companies Act, 2013 (the Act) is not applicable to the Company. Accordingly, the requirement to report on clause (xx)(a) and (b) of the Order is not applicable to the Company.

For, Ketul R Shah & Associates  
Chartered Accountants



Ketul R Shah  
[ Proprietor ]

M. No. : 131631

FRN : 160764W

UDIN : 24131631BKETWF7328



Place : Ahmedabad

Date : 20/09/2024

## **ANNEXURE "2" TO THE INDEPENDENT AUDITOR'S REPORT**

(Referred to in paragraph 2(f) under 'Report on Other Legal and Regulatory Requirements' section of our report of even date)

### **Report on the Internal Financial Controls Over Financial Reporting under Clause (i) of Sub-section 3 of Section 143 of the Companies Act, 2013 ("the Act")**

We have audited the internal financial controls over financial reporting of **Ingenuity Biosciences Private Limited** as of 31<sup>st</sup> March, 2024 in conjunction with our audit of the Financial Statements of the Company for the period Ended 31<sup>st</sup> March, 2024.

#### **Management's Responsibility for Internal Financial Controls**

The Company's management is responsible for establishing and maintaining internal financial controls based on the internal control over financial reporting criteria established by the Company considering the essential components of internal control stated in the Guidance Note on Audit of Internal Financial Controls Over Financial Reporting issued by the Institute of Chartered Accountants of India. These responsibilities include the design, implementation and maintenance of adequate internal financial controls that were operating effectively for ensuring the orderly and efficient conduct of its business, including adherence to company's policies, the safeguarding of its assets, the prevention and detection of frauds and errors, the accuracy and completeness of the accounting records, and the timely preparation of reliable financial information, as required under the Companies Act, 2013.

#### **Auditor's Responsibility**

Our responsibility is to express an opinion on the Company's internal financial controls over financial reporting of the Company based on our audit. We conducted our audit in accordance with the Guidance Note on Audit of Internal Financial Controls Over Financial Reporting (the "Guidance Note") issued by the Institute of Chartered Accountants of India and the Standards on Auditing prescribed under Section 143(10) of the Companies Act, 2013, to the extent applicable to an audit of internal financial controls. Those Standards and the Guidance Note require that we comply with ethical requirements and plan and perform the audit to obtain reasonable assurance about whether adequate internal financial controls over financial reporting was established and maintained and if such controls operated effectively in all material respects.

Our audit involves performing procedures to obtain audit evidence about the adequacy of the internal financial controls system over financial reporting and their operating effectiveness. Our audit of internal financial controls over financial reporting included obtaining an understanding of internal financial controls over financial reporting, assessing the risk that a material weakness exists, and testing and evaluating the design and operating effectiveness of internal control based on the assessed risk. The procedures selected depend on the auditor's judgement, including the assessment of the risks of material misstatement of the financial statements, whether due to fraud or error.

We believe that the audit evidence we have obtained is sufficient and appropriate to provide a basis for our audit opinion on the Company's internal financial controls system over financial reporting.

#### **Meaning of Internal Financial Controls Over Financial Reporting**

A company's internal financial control over financial reporting is a process designed to provide reasonable assurance regarding the reliability of financial reporting and the preparation of financial statements for external purposes in accordance with generally accepted accounting principles. A company's internal financial control over



financial reporting includes those policies and procedures that (1) pertain to the maintenance of records that, in reasonable detail, accurately and fairly reflect the transactions and dispositions of the assets of the company; (2) provide reasonable assurance that transactions are recorded as necessary to permit preparation of financial statements in accordance with generally accepted accounting principles, and that receipts and expenditures of the company are being made only in accordance with authorizations of management and directors of the company; and (3) provide reasonable assurance regarding prevention or timely detection of unauthorized acquisition, use, or disposition of the company's assets that could have a material effect on the financial statements.

#### **Inherent Limitations of Internal Financial Controls over Financial Reporting**

Because of the inherent limitations of internal financial controls over financial reporting, including the possibility of collusion or improper management override of controls, material misstatements due to error or fraud may occur and not be detected. Also, projections of any evaluation of the internal financial controls over financial reporting to future periods are subject to the risk that the internal financial control over financial reporting may become inadequate because of changes in conditions, or that the degree of compliance with the policies or procedures may deteriorate.

#### **Opinion**

In our opinion, to the best of our information and according to the explanations given to us, the Company has, in all material respects, an adequate internal financial controls system over financial reporting and such internal financial controls over financial reporting were operating effectively as at 31<sup>st</sup> March, 2024, based on the criteria for internal financial control over financial reporting established by the Company considering the essential components of internal control stated in the Guidance Note on Audit of Internal Financial Controls Over Financial Reporting issued by the Institute of Chartered Accountants of India.

For, Ketul R Shah & Associates  
Chartered Accountants



Ketul R Shah  
[ Proprietor ]  
M. No. : 131631  
FRN : 160764W  
UDIN : 24131631BKETWF7328



Place : Ahmedabad  
Date : 20/09/2024

**Ingenuity Biosciences Private Limited**  
**Notes to Financial statements for the year ended March 31, 2024**

**1. Corporate information**

Ingenuity Biosciences Private Limited ("the Company") is a private Limited Company domiciled in India with its registered office at Insignia, Opp. AUDA Garden, Sindhu Bhavan Road, Bodakdev, Ahmedabad, Gujarat, India. The Company was incorporated on 16 February, 2021 and is carrying on the business of Clinical Research for various Pharmaceuticals Companies. The Company aims to offer end-to-end and modular technical services, encompassing both pre-clinical and clinical domains. The Company's scientific team is comprised of talented scientists with in-depth and extensive knowledge of bioassay method development and sample analysis, clinical trial management, and global regulatory requirements. Business development and technical teams are enthusiastic and excited to collaborate and serve Indian and International clients across PAN-Asia and European markets.

The financial statements were approved for issue in accordance with a resolution of the directors on September 20, 2024.

**2.1 Material accounting policy information**

**(A) Basis of preparation and transition to Ind AS**

The financial statements of the Company have been prepared in accordance with Indian Accounting Standards (Ind AS) notified under the Companies (Indian Accounting Standards) Rules, 2015 (as amended from time to time) and presentation requirements of Division II of Schedule III to the Companies Act, 2013, (Ind AS compliant Schedule III), as applicable to the Company.

The financial statements have been prepared on an assumption that company is not continuing on going concern basis as company has ceased all his operating activities.

The standalone financial statements are presented in Indian Rupees (Rs.) and all values are rounded to the nearest Rs. millions, except when otherwise indicated. Figures below Rs. 10,000 has been indicated as "\*" as the same is nullified on conversion of rupees in million.

**(B) Summary of material accounting policy information**

**a. Current versus non-current classification**

The Company presents assets and liabilities in the balance sheet based on current/ non-current classification. An asset is treated as current when it is:


- (i) Expected to be realized or intended to be sold or consumed in normal operating cycle;
- (ii) Held primarily for the purpose of trading;
- (iii) Expected to be realized within twelve months after the reporting period; or
- (iv) Cash or cash equivalent unless restricted from being exchanged or used to settle a liability for at least twelve months after the reporting period.

All other assets are classified as non-current.

A liability is treated as current when:

- (i) It is expected to be settled in normal operating cycle;
- (ii) It is held primarily for the purpose of trading;
- (iii) It is due to be settled within twelve months after the reporting period; or
- (iv) There is no unconditional right to defer the settlement of the liability for at least twelve months after the reporting period.

The Company classifies all other liabilities as non-current.





**Ingenuity Biosciences Private Limited**  
**Notes to Financial statements for the year ended March 31, 2024**

Deferred tax assets and liabilities are classified as non-current assets and liabilities respectively.

The operating cycle is the time between the acquisition of assets for processing and their realization in cash and cash equivalents. The Company has identified twelve months as its operating cycle.

**b. Foreign currencies**

The Company's financial statements are presented in INR which is also its functional currency.

**Transactions and balances**

Transactions in foreign currencies are initially recorded by the Company at its functional currency spot rates at the date the transaction first qualifies for recognition. However, for practical reasons, the Company uses average rate if the average approximates the actual rate at the date of the transaction.

Monetary assets and liabilities denominated in foreign currencies are translated at the functional currency spot rates of exchange at the reporting date.

Exchange differences arising on settlement or translation of monetary items are recognised in profit or loss. Non-monetary items that are measured in terms of historical cost in a foreign currency are translated using the exchange rates at the dates of the initial transactions. Non-monetary items measured at fair value in a foreign currency are translated using the exchange rates at the date when the fair value is determined. The gain or loss arising on translation of non-monetary items measured at fair value is treated in line with the recognition of the gain or loss on the change in fair value of the item (i.e., translation differences on items whose fair value gain or loss is recognised in OCI or profit or loss are also recognised in OCI or profit or loss, respectively).

**c. Fair value measurement**

The Company measures financial instruments, such as, derivatives at fair value at each balance sheet date. Fair value is the price that would be received to sell an asset or paid to transfer a liability in an orderly transaction between market participants at the measurement date. The fair value measurement is based on the presumption that the transaction to sell the asset or transfer the liability takes place either:

- (i) In the principal market for the asset or liability, or
- (ii) In the absence of a principal market, in the most advantageous market for the asset or liability

The principal or the most advantageous market must be accessible by the Company. The fair value of an asset or a liability is measured using the assumptions that market participants would use when pricing the asset or liability, assuming that market participants act in their economic best interest.

A fair value measurement of a non-financial asset takes into account a market participant's ability to generate economic benefits by using the asset in its highest and best use or by selling it to another market participant that would use the asset in its highest and best use.


The Company uses valuation techniques that are appropriate in the circumstances and for which sufficient data are available to measure fair value, maximising the use of relevant observable inputs and minimising the use of unobservable inputs.

All assets and liabilities for which fair value is measured or disclosed in The financial statements are categorised within the fair value hierarchy, described as follows, based on the lowest level input that is significant to the fair value measurement as a whole:

Level 1 — Quoted (unadjusted) market prices in active markets for identical assets or liabilities

Level 2 — Valuation techniques for which the lowest level input that is significant to the fair value measurement is directly or indirectly observable

Level 3 — Valuation techniques for which the lowest level input that is significant to the fair value measurement is unobservable



**Ingenuity Biosciences Private Limited**  
**Notes to Financial statements for the year ended March 31, 2024**

For assets and liabilities that are recognised in The financial statements on a recurring basis, the Company determines whether transfers have occurred between levels in the hierarchy by re-assessing categorisation (based on the lowest level input that is significant to the fair value measurement as a whole) at the end of each reporting period.

The management determines the policies and procedures for both recurring fair value measurement and for non-recurring measurement.

At each reporting date, the management analyses the movements in the values of assets and liabilities which are required to be remeasured or re-assessed as per the Company's accounting policies. For this analysis, the management verifies the major inputs applied in the latest valuation by agreeing the information in the valuation computation to contracts and other relevant documents.

The management also compares the change in the fair value of each asset and liability with relevant external sources to determine whether the change is reasonable.

For the purpose of fair value disclosures, the Company has determined classes of assets and liabilities on the basis of the nature, characteristics and risks of the asset or liability and the level of the fair value hierarchy as explained above.

This note summarises accounting policy for fair value. Other fair value related disclosures are given in the relevant notes.

(a) Disclosures for valuation methods, significant estimates and assumptions (note 28)

(b) Quantitative disclosures of fair value measurement hierarchy (note 28)

(c) Financial instruments (including those carried at amortised cost) (note 28)

**d. Revenue from contract with customer**

Revenue from contracts with customers is recognised when control of the services is transferred to the customer at an amount that reflects the consideration to which the Company expects to be entitled in exchange for those services. The Company has generally concluded that it is the principal in its revenue arrangements because it typically controls the services before transferring them to the customer.


The disclosures of significant accounting judgements, estimates and assumptions relating to revenue from contracts with customers are provided in Note 2.2.

**Sale of service**

The Company's contracts with customers include promises to transfer multiple services to a customer. Revenues from customer contracts are considered for recognition and measurement when the contract has been approved, in writing, by the parties to the contract, the parties to contract are committed to perform their respective obligations under the contract, and the contract is legally enforceable. The Company assesses the services promised in a contract and identifies distinct performance obligations in the contract. Revenue from customer contracts are recognized based on these identified distinct performance obligations.

The Company exercise judgement in determining the timing when the performance obligation is satisfied. The Company considers indicators such as how customer consumes benefits as services are rendered or who controls the asset as it is being created or existence of enforceable right to payment for performance to date and alternate use of such product or service, transfer of significant risks and rewards to the customer, acceptance of delivery by the customer, etc.

For the majority of contract performance obligations, the Company has determined that an output method is appropriate measure of progress. Revenue recognition is determined by assessing the performance completed or delivered to date under the terms of the arrangement. The measures utilized to assess progress on the satisfaction of performance are specific to the performance obligation identified in the contract.





## **Contract Balances**

### **Contract assets**

A contract asset is initially recognised for revenue earned from clinical services because the receipt of consideration is conditional on successful completion of the project. Upon completion of the project and acceptance by the customer, the amount recognised as contract assets is reclassified to trade receivables.

Contract assets are subject to impairment assessment. Refer to accounting policies on impairment of financial assets in section (m) Financial instruments – initial recognition and subsequent measurement.

### **Trade receivables**

A receivable is recognised if an amount of consideration that is unconditional (i.e., only the passage of time is required before payment of the consideration is due). Refer to accounting policies of financial assets in section (m) Financial instruments – initial recognition and subsequent measurement.

### **Contract liabilities**

A contract liability is recognised if a payment is received or a payment is due (whichever is earlier) from a customer before the Company transfers the related services. Contract liabilities are recognised as revenue when the Company performs under the contract.

## **e. Taxes**

### **Current income tax**

Current income tax assets and liabilities are measured at the amount expected to be recovered from or paid to the taxation authorities. The tax rates and tax laws used to compute the amount are those that are enacted or substantively enacted, at the reporting date in the countries where the Company operates and generates taxable income.

Current income tax relating to items recognised outside profit or loss is recognised outside profit or loss (either in other comprehensive income or in equity). Current tax items are recognised in correlation to the underlying transaction either in OCI or directly in equity. Management periodically evaluates positions taken in the tax returns with respect to situations in which applicable tax regulations are subject to interpretation and considers whether it is probable that a taxation authority will accept an uncertain tax treatment. The Company shall reflect the effect of uncertainty for each uncertain tax treatment by using either most likely method or expected value method, depending on which method predicts better resolution of the treatment.



### **Deferred tax**

Deferred tax is provided using the liability method on temporary differences between the tax bases of assets and liabilities and their carrying amounts for financial reporting purposes at the reporting date.

Deferred tax liabilities are recognised for all taxable temporary differences, except:

- i) When the deferred tax liability arises from the initial recognition of goodwill or an asset or liability in a transaction that is not a business combination and, at the time of the transaction, affects neither the accounting profit nor taxable profit or loss
- ii) In respect of taxable temporary differences associated with investments in subsidiaries, associates and interests in joint ventures, when the timing of the reversal of the temporary differences can be controlled and it is probable that the temporary differences will not reverse in the foreseeable future.

Deferred tax assets are recognised for all deductible temporary differences, the carry forward of unused tax credits and any unused tax losses. Deferred tax assets are recognised to the extent that it is probable that taxable profit will be available against which the deductible temporary differences, and the carry forward of unused tax credits and unused tax losses can be utilised, except:



**Ingenuity Biosciences Private Limited**  
**Notes to Financial statements for the year ended March 31, 2024**

- i) When the deferred tax asset relating to the deductible temporary difference arises from the initial recognition of an asset or liability in a transaction that is not a business combination and, at the time of the transaction, affects neither the accounting profit nor taxable profit or loss
- ii) In respect of deductible temporary differences associated with investments in subsidiaries, associates and interests in joint ventures, deferred tax assets are recognised only to the extent that it is probable that the temporary differences will reverse in the foreseeable future and taxable profit will be available against which the temporary differences can be utilised

The carrying amount of deferred tax assets is reviewed at each reporting date and reduced to the extent that it is no longer probable that sufficient taxable profit will be available to allow all or part of the deferred tax asset to be utilised. Unrecognised deferred tax assets are re-assessed at each reporting date and are recognised to the extent that it has become probable that future taxable profits will allow the deferred tax asset to be recovered.

Deferred tax assets and liabilities are measured at the tax rates that are expected to apply in the year when the asset is realised, or the liability is settled, based on tax rates (and tax laws) that have been enacted or substantively enacted at the reporting date.

Deferred tax relating to items recognised outside profit or loss is recognised outside profit or loss (either in other comprehensive income or in equity). Deferred tax items are recognised in correlation to the underlying transaction either in OCI or directly in equity.

The Company offsets tax assets and liabilities if and only if it has a legally enforceable right to set off deferred tax assets and deferred tax liabilities that relate to income taxes levied by the same tax authority.

**Goods and services tax paid on acquisition of assets or on incurring expenses**

Expenses and assets are recognised net of the amount of Goods and Services tax paid, except:

- i) When the tax incurred on a purchase of assets or services is not recoverable from the taxation authority, in which case, the tax paid is recognised as part of the cost of acquisition of the asset or as part of the expense item, as applicable
- ii) When receivables and payables are stated with the amount of tax included

The net amount of tax recoverable from, or payable to, the taxation authority is included as part of receivables or payables in the balance sheet.



**f. Property, plant, and equipment**

Property, Plant, and equipment are stated at cost, net of accumulated depreciation and accumulated impairment losses, if any. Such cost includes the cost of replacing part of the plant and equipment and borrowing costs for long-term construction projects if the recognition criterias are met. When significant parts of plant and equipment are required to be replaced at intervals, the Company depreciates them separately based on their specific useful lives. Likewise, when a major inspection is performed, its cost is recognised in the carrying amount of the plant and equipment as a replacement if the recognition criterias are satisfied. All other repair and maintenance costs are recognised in statement of profit and loss as incurred. The present value of the expected cost for the decommissioning of an asset after its use is included in the cost of the respective asset if the recognition criterias for a provision are met.

Capital work in progress is stated at cost, net of accumulated impairment loss, if any. It comprises of the cost of property, plant and equipments that are not yet ready for their intended use as on the date of balance sheet.

Depreciation is calculated on a written down value method over the estimated useful lives of the assets as follows:

Assets	Useful lives (in years) prescribed in Schedule II to the companies Act 2013
Plant & machinery	5 to 15
Office equipment	5





**Ingenuity Biosciences Private Limited**  
**Notes to Financial statements for the year ended March 31, 2024**

Computers and peripherals	3
Furniture & fixtures	10

Leasehold improvements are depreciated on straight line basis over the period of lease or useful life, whichever is lower.

An item of property, plant and equipment and any significant part initially recognised is derecognised upon disposal or when no future economic benefits are expected from its use or disposal. Any gain or loss arising on derecognition of the asset (calculated as the difference between the net disposal proceeds and the carrying amount of the asset) is included in the statement of profit and loss when the asset is derecognised.

The residual values, useful lives, and methods of depreciation of property, plant and equipment are reviewed at each financial year end and adjusted prospectively, if appropriate.

**g. Intangible assets**

Intangible assets acquired separately are measured on initial recognition at cost. The cost of intangible assets acquired in a business combination is their fair value at the date of acquisition. Following initial recognition, intangible assets are carried at cost less any accumulated amortisation and accumulated impairment losses.

Intangible assets are amortised over the useful economic life and assessed for impairment whenever there is an indication that the intangible asset may be impaired. The amortisation period and the amortisation method for an intangible asset are reviewed at least at the end of each reporting period. Changes in the expected useful life or the expected pattern of consumption of future economic benefits embodied in the asset are considered to modify the amortisation period or method, as appropriate, and are treated as changes in accounting estimates. The amortisation expense on intangible assets is recognised in the statement of profit and loss unless such expenditure forms part of carrying value of another asset.

An intangible asset is derecognised upon disposal (i.e., at the date the recipient obtains control) or when no future economic benefits are expected from its use or disposal. Any gain or loss arising upon derecognition of the asset (calculated as the difference between the net disposal proceeds and the carrying amount of the asset) is included in the statement of profit and loss when the asset is derecognised.

A summary of the policies applied to the Company's intangible assets is, as follows:

Intangible assets	Useful lives	Amortisation method used	Internally generated or acquired
Computer software	3 years	Amortised on a straight-line basis over the period of computer software	Acquired

**h. Leases**


The Company assesses at contract inception whether a contract is, or contains, a lease. That is, if the contract conveys the right to control the use of an identified asset for a period of time in exchange for consideration.

**Company as a lessee**

**Short-term leases and leases of low-value assets**

The Company applies the short-term lease recognition exemption to its short-term leases of machinery and equipment and office premises (i.e., those leases that have a lease term of 12 months or less from the commencement date and do not contain a purchase option). Lease payments on short-term leases and leases of low-value assets are recognised as expense on a straight-line basis over the lease term.

**i. Inventories**



**Ingenuity Biosciences Private Limited**  
**Notes to Financial statements for the year ended March 31, 2024**

Inventories are valued at the net realisable value.

Costs incurred in bringing each product to its present location and condition are accounted for as follows:

Consumables: cost includes cost of purchase and other costs incurred in bringing the inventories to their present location and condition. Cost is determined on first in, first out basis.

Net realisable value is the estimated selling price in the ordinary course of business, less estimated costs of completion and the estimated costs necessary to make the sale.

**j. Impairment of non-financial assets**

The Company assesses, at each reporting date, whether there is an indication that an asset may be impaired. If any indication exists, or when annual impairment testing for an asset is required, the Company estimates the asset's recoverable amount. An asset's recoverable amount is the higher of an asset's or cash-generating unit's (CGU) fair value less costs of disposal and its value in use. The recoverable amount is determined for an individual asset, unless the asset does not generate cash inflows that are largely independent of those from other assets or groups of assets. When the carrying amount of an asset or CGU exceeds its recoverable amount, the asset is considered impaired and is written down to its recoverable amount.

In assessing value in use, the estimated future cash flows are discounted to their present value using a pre-tax discount rate that reflects current market assessments of the time value of money and the risks specific to the asset. In determining fair value less costs of disposal, recent market transactions are taken into account. If no such transactions can be identified, an appropriate valuation model is used. These calculations are corroborated by valuation multiples, quoted share prices for publicly traded companies or other available fair value indicators.

The Company bases its impairment calculation on detailed budgets and forecast calculations, which are prepared separately for each of the Company's CGUs to which the individual assets are allocated. These budgets and forecast calculations generally cover a period of five years. For longer periods, a long-term growth rate is calculated and applied to project future cash flows after the fifth year. To estimate cash flow projections beyond periods covered by the most recent budgets/forecasts, the Company extrapolates cash flow projections in the budget using a steady or declining growth rate for subsequent years, unless an increasing rate can be justified. In any case, this growth rate does not exceed the long-term average growth rate for the products, industries, or country or countries in which the Company operates, or for the market in which the asset is used.

Impairment losses of continuing operations, including impairment on inventories, are recognised in the statement of profit and loss, except for properties previously revalued with the revaluation surplus taken to OCI. For such properties, the impairment is recognised in OCI up to the amount of any previous revaluation surplus

An assessment is made at each reporting date to determine whether there is an indication that previously recognised impairment losses no longer exist or have decreased. If such indication exists, the Company estimates the asset's or CGU's recoverable amount. A previously recognised impairment loss is reversed only if there has been a change in the assumptions used to determine the asset's recoverable amount since the last impairment loss was recognised. The reversal is limited so that the carrying amount of the asset does not exceed its recoverable amount, nor exceed the carrying amount that would have been determined, net of depreciation, had no impairment loss been recognised for the asset in prior years. Such reversal is recognised in the statement of profit and loss unless the asset is carried at a revalued amount, in which case, the reversal is treated as a revaluation increase

Impairment is determined for goodwill by assessing the recoverable amount of each CGU (or Company of CGUs) to which the goodwill relates. When the recoverable amount of the CGU is less than its carrying amount, an impairment loss is recognised. Impairment losses relating to goodwill cannot be reversed in future periods.

**k. Provisions**

**General**





**Ingenuity Biosciences Private Limited**  
**Notes to Financial statements for the year ended March 31, 2024**

Provisions are recognised when the Company has a present obligation (legal or constructive) as a result of a past event, it is probable that an outflow of resources embodying economic benefits will be required to settle the obligation and a reliable estimate can be made of the amount of the obligation. When the Company expects some or all of a provision to be reimbursed, for example, under an insurance contract, the reimbursement is recognised as a separate asset, but only when the reimbursement is virtually certain. The expense relating to a provision is presented in the statement of profit and loss net of any reimbursement.

If the effect of the time value of money is material, provisions are discounted using a current pre-tax rate that reflects, when appropriate, the risks specific to the liability. When discounting is used, the increase in the provision due to the passage of time is recognised as a finance cost.

**l. Retirement and other employee benefits**

Retirement benefit in the form of provident fund is a defined contribution scheme. The Company has no obligation, other than the contribution payable to the provident fund. The Company recognizes contribution payable to the provident fund scheme as an expense, when an employee renders the related service.

The Company operates a defined benefit gratuity plan in India, which requires contributions to be made to a separately administered fund. The cost of providing benefits under the defined benefit plan is determined using the projected unit credit method.

Remeasurements, comprising of actuarial gains and losses, the effect of the asset ceiling, excluding amounts included in net interest on the net defined benefit liability and the return on plan assets (excluding amounts included in net interest on the net defined benefit liability), are recognised immediately in the balance sheet with a corresponding debit or credit to retained earnings through OCI in the period in which they occur. Remeasurements are not reclassified to profit or loss in subsequent periods.

Past service costs are recognised in profit or loss on the earlier of:

- i) The date of the plan amendment or curtailment, and
- ii) The date that the Company recognises related restructuring costs

Net interest is calculated by applying the discount rate to the net defined benefit liability or asset. The Company recognises the following changes in the net defined benefit obligation as an expense in the statement of profit and loss:

- i) Service costs comprising current service costs, past-service costs, gains and losses on curtailments and non-routine settlements; and
- ii) Net interest expense or income

Accumulated leave, which is expected to be utilized within the next 12 months, is treated as short-term employee benefit. The Company measures the expected cost of such absences as the additional amount that it expects to pay as a result of the unused entitlement that has accumulated at the reporting date. The Company recognizes expected cost of short-term employee benefit as an expense, when an employee renders the related service.

The Company treats accumulated leave expected to be carried forward beyond twelve months, as long-term employee benefit for measurement purposes. Such long-term compensated absences are provided for based on the actuarial valuation using the projected unit credit method at the reporting date. Actuarial gains/losses are immediately taken to the statement of profit and loss and are not deferred. The obligations are presented as current liabilities in the balance sheet if the entity does not have an unconditional right to defer the settlement for at least twelve months after the reporting date.

**m. Financial instruments**

A financial instrument is any contract that gives rise to a financial asset of one entity and a financial liability or equity instrument of another entity.

**Financial assets**



### **Initial recognition and measurement**

Financial assets are classified, at initial recognition, as subsequently measured at amortised cost, fair value through other comprehensive income (OCI), and fair value through profit or loss.

The classification of financial assets at initial recognition depends on the financial asset's contractual cash flow characteristics and the Company's business model for managing them. With the exception of trade receivables that do not contain a significant financing component or for which the Company has applied the practical expedient, the Company initially measures a financial asset at its fair value plus, in the case of a financial asset not at fair value through profit or loss, transaction costs. Trade receivables that do not contain a significant financing component or for which the Company has applied the practical expedient are measured at the transaction price determined under Ind AS 115.

In order for a financial asset to be classified and measured at amortised cost or fair value through OCI, it needs to give rise to cash flows that are 'solely payments of principal and interest (SPPI)' on the principal amount outstanding. This assessment is referred to as the SPPI test and is performed at an instrument level. Financial assets with cash flows that are not SPPI are classified and measured at fair value through profit or loss, irrespective of the business model.

The Company's business model for managing financial assets refers to how it manages its financial assets in order to generate cash flows. The business model determines whether cash flows will result from collecting contractual cash flows, selling the financial assets, or both. Financial assets classified and measured at amortised cost are held within a business model with the objective to hold financial assets in order to collect contractual cash flows while financial assets classified and measured at fair value through OCI are held within a business model with the objective of both holding to collect contractual cash flows and selling.

Purchases or sales of financial assets that require delivery of assets within a time frame established by regulation or convention in the market place (regular way trades) are recognised on the trade date, i.e., the date that the Company commits to purchase or sell the asset.

### **Subsequent measurement**

For purposes of subsequent measurement, financial assets are classified in four categories:

- i) Financial assets at amortised cost (debt instruments)
- ii) Financial assets at fair value through other comprehensive income (FVTOCI) with recycling of cumulative gains and losses (debt instruments)
- iii) Financial assets designated at fair value through OCI with no recycling of cumulative gains and losses upon derecognition (equity instruments)
- iv) Financial assets at fair value through profit or loss

### **Financial assets at amortised cost (debt instruments)**

A 'financial asset' is measured at the amortised cost if both the following conditions are met:

- i) The asset is held within a business model whose objective is to hold assets for collecting contractual cash flows, and
- ii) Contractual terms of the asset give rise on specified dates to cash flows that are solely payments of principal and interest (SPPI) on the principal amount outstanding.

This category is the most relevant to the Company. After initial measurement, such financial assets are subsequently measured at amortised cost using the effective interest rate (EIR) method. Amortised cost is calculated by taking into account any discount or premium on acquisition and fees or costs that are an integral part of the EIR. The EIR amortisation is included in finance income in the profit or loss. The losses arising from impairment are recognised





**Ingenuity Biosciences Private Limited**  
**Notes to Financial statements for the year ended March 31, 2024**

in the profit or loss. The Company's financial assets at amortised cost includes trade receivables, other receivables and loans.

**Financial assets at fair value through profit or loss**

Financial assets at fair value through profit or loss are carried in the balance sheet at fair value with net changes in fair value recognised in the statement of profit and loss.

**Derecognition**

A financial asset (or, where applicable, a part of a financial asset or part of a Company of similar financial assets) is primarily derecognised (i.e. removed from the Company's balance sheet) when:

- i) The rights to receive cash flows from the asset have expired, or
- ii) The Company has transferred its rights to receive cash flows from the asset or has assumed an obligation to pay the received cash flows in full without material delay to a third party under a 'pass-through' arrangement; and either (a) the Company has transferred substantially all the risks and rewards of the asset, or (b) the Company has neither transferred nor retained substantially all the risks and rewards of the asset, but has transferred control of the asset.

When the Company has transferred its rights to receive cash flows from an asset or has entered into a pass-through arrangement, it evaluates if and to what extent it has retained the risks and rewards of ownership. When it has neither transferred nor retained substantially all of the risks and rewards of the asset, nor transferred control of the asset, the Company continues to recognise the transferred asset to the extent of the Company's continuing involvement. In that case, the Company also recognises an associated liability. The transferred asset and the associated liability are measured on a basis that reflects the rights and obligations that the Company has retained.

Continuing involvement that takes the form of a guarantee over the transferred asset is measured at the lower of the original carrying amount of the asset and the maximum amount of consideration that the Company could be required to repay.

**Financial liabilities**

**Initial recognition and measurement**

Financial liabilities are classified, at initial recognition, as financial liabilities at fair value through profit or loss, loans and borrowings, payables, or as derivatives designated as hedging instruments in an effective hedge, as appropriate.

All financial liabilities are recognised initially at fair value and, in the case of loans and borrowings and payables, net of directly attributable transaction costs.

The Company's financial liabilities include trade and other payables, loans and borrowings including bank overdrafts, financial guarantee contracts and derivative financial instruments.

**Subsequent measurement**



For purposes of subsequent measurement, financial liabilities are classified in two categories:

- i) Financial liabilities at fair value through profit or loss
- ii) Financial liabilities at amortised cost

**Financial liabilities at fair value through profit or loss**

Financial liabilities at fair value through profit or loss include financial liabilities held for trading and financial liabilities designated upon initial recognition as at fair value through profit or loss.

Financial liabilities are classified as held for trading if they are incurred for the purpose of repurchasing in the near term. This category also includes derivative financial instruments entered into by the Company that are not designated as hedging instruments in hedge relationships as defined by Ind AS 109. Separated embedded derivatives are also classified as held for trading unless they are designated as effective hedging instruments.



**Ingenuity Biosciences Private Limited**  
**Notes to Financial statements for the year ended March 31, 2024**

Gains or losses on liabilities held for trading are recognised in the profit or loss.

Financial liabilities designated upon initial recognition at fair value through profit or loss are designated as such at the initial date of recognition, and only if the criteria in Ind AS 109 are satisfied. For liabilities designated as FVTPL, fair value gains/ losses attributable to changes in own credit risk are recognized in OCI. These gains/ losses are not subsequently transferred to P&L. However, the Company may transfer the cumulative gain or loss within equity. All other changes in fair value of such liability are recognised in the statement of profit and loss. The Company has not designated any financial liability as at fair value through profit or loss.

**Financial liabilities at amortised cost**

This is the category most relevant to the Company. After initial recognition, interest-bearing loans and borrowings are subsequently measured at amortised cost using the EIR method. Gains and losses are recognised in profit or loss when the liabilities are derecognised as well as through the EIR amortisation process.

Amortised cost is calculated by taking into account any discount or premium on acquisition and fees or costs that are an integral part of the EIR. The EIR amortisation is included as finance costs in the statement of profit and loss.

**Derecognition**

A financial liability is derecognised when the obligation under the liability is discharged or cancelled or expires. When an existing financial liability is replaced by another from the same lender on substantially different terms, or the terms of an existing liability are substantially modified, such an exchange or modification is treated as the derecognition of the original liability and the recognition of a new liability. The difference in the respective carrying amounts is recognised in the statement of profit and loss.

**Offsetting of financial instruments**

Financial assets and financial liabilities are offset and the net amount is reported in the balance sheet if there is a currently enforceable legal right to offset the recognised amounts and there is an intention to settle on a net basis, to realise the assets and settle the liabilities simultaneously.

**n. Cash and cash equivalents**

Cash and cash equivalent in the balance sheet comprise cash at banks and on hand and short-term deposits with an original maturity of three months or less, that are readily convertible to a known amount of cash and subject to an insignificant risk of changes in value.

For the purpose of the statement of cash flows, cash and cash equivalents consist of cash and short-term deposits, as defined above, net of outstanding bank overdrafts as they are considered an integral part of the Company's cash management.

**o. Earnings per share**

Basic earnings per share is calculated by dividing the net profit or loss attributable to equity holders of the Company (after deducting preference dividends and attributable taxes) by the weighted average number of equity shares outstanding during the period.

For the purpose of calculating diluted earnings per share, the net profit or loss for the period attributable to equity shareholders of the parent Company and the weighted average number of shares outstanding during the period are adjusted for the effects of all dilutive potential equity shares.





**Ingenuity Biosciences Private Limited**  
**Notes to Financial statements for the year ended March 31, 2024**

**New Standards, Interpretations and amendments adopted by the company**

The Company has not early adopted any other standard, interpretation or amendment that has been issued but is not yet effective.

**2.2 Significant accounting judgements, estimates and assumptions**

The preparation of the Company's financial statements requires management to make judgements, estimates and assumptions that affect the reported amounts of revenues, expenses, assets and liabilities, and the accompanying disclosures, and the disclosure of contingent liabilities. Uncertainty about these assumptions and estimates could result in outcomes that require a material adjustment to the carrying amount of assets or liabilities affected in future periods

Other disclosures relating to the Company's exposure to risks and uncertainties includes:

- i) Capital management note 30
- ii) Financial risk management objectives and policies note 29
- iii) Sensitivity analyses disclosures note 29

**Judgements**

In the process of applying the Company's accounting policies, management has made the following judgements, which have the most significant effect on the amounts recognised in the financial statements:

**Estimates and assumptions**

The key assumptions concerning the future and other key sources of estimation uncertainty at the reporting date, that have a significant risk of causing a material adjustment to the carrying amounts of assets and liabilities within the next financial year, are described below. The Company based its assumptions and estimates on parameters available when the financial statements were prepared. Existing circumstances and assumptions about future developments, however, may change due to market changes or circumstances arising that are beyond the control of the Company. Such changes are reflected in the assumptions when they occur.

**Taxes**

Deferred tax assets are recognised for unused tax losses to the extent that it is probable that taxable profit will be available against which the losses can be utilised. Significant management judgement is required to determine the amount of deferred tax assets that can be recognised, based upon the likely timing and the level of future taxable profits together with future tax planning strategies.

**Defined benefit plans (gratuity benefits)**

The cost of the defined benefit gratuity plan and other post-employment medical benefits and the present value of the gratuity obligation are determined using actuarial valuations. An actuarial valuation involves making various assumptions that may differ from actual developments in the future. These include the determination of the discount rate; future salary increases and mortality rates. Due to the complexities involved in the valuation and its long-term nature, a defined benefit obligation is highly sensitive to changes in these assumptions. All assumptions are reviewed at each reporting date.

**Fair value measurement of financial instruments**

When the fair values of financial assets and financial liabilities recorded in the balance sheet cannot be measured based on quoted prices in active markets, their fair value is measured using valuation techniques including the DCF model. The inputs to these models are taken from observable markets where possible, but where this is not feasible, a degree of judgement is required in establishing fair values. Judgements include considerations of inputs such as liquidity risk, credit risk and volatility. Changes in assumptions about these factors could affect the reported fair value of financial instruments.



**Ingenuity Biosciences Private Limited**  
**Balance sheet as at March 31, 2024**  
(All amounts in Indian Rupees million, unless otherwise stated)

Particulars	Notes	As at March 31, 2024	As at March 31, 2023
<b>I. ASSETS</b>			
<b>Non-current assets</b>			
(a) Property, plant and equipment	3.1	-	3.27
(b) Capital work in progress	3.3	-	10.28
(c) Other intangible assets	3.2	-	2.11
(d) Income tax assets	5	1.93	-
(e) Deferred tax assets (net)	14	-	1.11
<b>Total non-current assets</b>		<b>1.93</b>	<b>16.77</b>
<b>Current assets</b>			
(a) Inventories	6	-	7.58
(b) Financial assets			
(i) Trade receivables	4.1	0.26	29.60
(ii) Cash and cash equivalents	4.2	0.26	2.05
(iii) Other financial assets	4.3	0.07	0.87
(c) Other current assets	7	0.31	5.73
<b>Total current assets</b>		<b>0.89</b>	<b>45.83</b>
<b>Total assets</b>		<b>2.82</b>	<b>62.60</b>
<b>II. EQUITY AND LIABILITIES</b>			
<b>Equity</b>			
(a) Equity share capital	8	7.00	7.00
(b) Other equity	9	(5.96)	4.27
<b>Total Equity</b>		<b>1.04</b>	<b>11.27</b>
<b>Liabilities</b>			
<b>Non-current liabilities</b>			
(a) Financial liabilities			
(i) Borrowings	10.1	-	-
(b) Provisions	12	-	0.40
<b>Total non-current liabilities</b>		<b>-</b>	<b>0.40</b>
<b>Current liabilities</b>			
(a) Financial liabilities			
(i) Trade payables			
(a) total outstanding dues of micro enterprises and small enterprises		-	1.06
(b) total outstanding dues of creditors other than micro enterprises and small enterprises	10.2	0.02	27.85
(ii) Other financial liabilities	10.3	-	7.53
(b) Other current liabilities	11	-	12.33
(c) Provisions	12	-	0.08
(d) Income tax liabilities	13	1.76	2.08
<b>Total current liabilities</b>		<b>1.78</b>	<b>50.93</b>
<b>Total liabilities</b>		<b>1.78</b>	<b>51.33</b>
<b>Total equity and liabilities</b>		<b>2.82</b>	<b>62.60</b>
Summary of material accounting policy	2.1		
Summary of significant accounting judgements, estimates and assumptions	2.2		
The accompanying notes form an integral part of these financial statements.			

As per our attached report of even date  
**For Ketul R Shah and Associates**  
Chartered Accountants  
ICAI FRN: 160764W

**Ketul R. Shah**  
Partner  
Membership No. 131631

Date: September 20, 2024  
Place: Ahmedabad, India



**For and on behalf of the Board of Directors**  
**For Ingenuity Biosciences Private Limited**  
CIN : U74999GJ2021PTC120292

**Ajay Tandon**  
Director  
DIN : 02210072

Date: September 20, 2024  
Place: Ahmedabad, India

**Nirmal Bhatia**  
Director  
DIN : 09068966

Date: September 20, 2024  
Place: Ahmedabad, India

UDIN : 24131631 BKE TW F7328



**Ingenuity Biosciences Private Limited**  
**Statement of profit and loss for the year ended March 31, 2024**  
(All amounts in Indian Rupees million, unless otherwise stated)

Sr. No.	Particulars	Notes	Year ended March 31, 2024	Year ended March 31, 2023
(I)	Revenue from operations	15	18.71	30.60
(II)	Other income	16	26.68	40.24
(III)	<b>Total income (I+ II)</b>		<b>45.39</b>	<b>70.84</b>
(IV)	<b>Expenses</b>			
	Cost of material consumed	17	13.07	5.34
	Employee benefit expenses	18	7.77	11.48
	Finance costs	19	0.04	1.48
	Depreciation and amortization expenses	3	1.08	2.64
	Clinical and analytical research expenses	20	0.15	6.89
	Other expenses	21	31.06	7.79
	<b>Total expenses (IV)</b>		<b>53.17</b>	<b>35.62</b>
(V)	<b>Profit/(Loss) before tax (III-IV)</b>		<b>(7.78)</b>	<b>35.22</b>
(VI)	<b>Tax Expense</b>	14		
	(1) Current tax		1.75	2.50
	(2) Adjustment of tax relating to earlier years		(0.41)	-
	(3) Deferred tax charge / (credit)		1.11	6.79
	<b>Total tax expense (VI)</b>		<b>2.45</b>	<b>9.29</b>
(VII)	<b>Profit/(Loss) for the year (V-VI)</b>		<b>(10.23)</b>	<b>25.93</b>
(VIII)	<b>Other comprehensive income (OCI)</b>			
	<b>Items that will not be reclassified to profit or loss in subsequent periods</b>			
	Re-measurement Gain/(losses) on defined benefit plans		-	*
	Income tax effect on above		-	*
	<b>Total other comprehensive Income for the year (net of tax) (VIII)</b>		<b>-</b>	<b>*</b>
	<b>Total comprehensive income/(loss) for the year (IX) = (VII+ VIII)</b>		<b>(10.23)</b>	<b>25.93</b>
	Earnings per equity share (Face value per share: Rs. 10 each (March 31, 2022: Rs. 10)) (in Rs.)	22		
	Basic and Diluted		(14.61)	37.05

\* Figure nullified in conversion of Rupees in million.

Summary of material accounting policy 2.1  
Summary of significant accounting judgements, estimates and assumptions 2.2  
The accompanying notes form an integral part of these financial statements.

As per our attached report of even date

**For Ketul R Shah and Associates**  
**Chartered Accountants**  
ICAI FRN: 160764W

**For and on behalf of the Board of Directors**  
**For Ingenuity Biosciences Private Limited**  
CIN : U74999GJ2021PTC120292

  
Ketul R. Shah  
Partner

Membership No. 131631

Date: September 20, 2024  
Place: Ahmedabad, India





Ajay Tandon  
Director  
DIN : 02210072

Date: September 20, 2024  
Place: Ahmedabad, India




Nirmal Bhatia  
Director  
DIN : 09068966

Date: September 20, 2024  
Place: Ahmedabad, India

UDIN: 24731631BKETWF7328

Ingenuity Biosciences Private Limited  
Statement of Cash flows for the year ended March 31, 2024  
(All amounts in Indian Rupees million, unless otherwise stated)

Particulars	For the year ended March 31, 2024	For the year ended March 31, 2023
<b>A Cash flow from operating activities</b>		
Profit/(Loss) before tax	(7.78)	35.22
Adjustments to reconcile loss before tax to net cash flows:		
Adjustment for intangible assets	-	-
Loan written back (including interest accrued)	(17.78)	(35.29)
Liabilities no longer required written back	(8.74)	-
Depreciation and amortisation expense	1.08	2.64
Loss on sale of business	14.29	-
Net loss on foreign currency transactions	-	2.31
Finance cost	1.48	1.48
Employee stock option expenses	-	0.02
<b>Operating Loss before working capital changes</b>	<b>(17.43)</b>	<b>6.38</b>
Adjustments for:		
(Increase) in other current asset	(1.94)	(1.25)
(Increase) in inventories	7.01	(3.98)
(Increase) in trade receivables	29.35	(28.31)
(Increase)/Decrease in other financial assets	0.80	0.09
Increase in trade payables	(23.68)	13.60
Increase in other financial liabilities	(7.53)	0.23
Increase in other current liabilities	(8.81)	10.71
Increase/(Decrease) in provisions	0.33	(0.30)
<b>Cash (used in)/generated from operations</b>	<b>(21.90)</b>	<b>(2.83)</b>
Direct taxes paid	(3.58)	(0.35)
<b>Net cash flow used in operating activities (A)</b>	<b>(25.48)</b>	<b>(3.17)</b>
<b>B Cash flows from investing activities</b>		
proceeds from sale / (Purchase) of property, plant and equipment, intangible assets	0.80	(10.98)
<b>Net cash flow used in investing activities (B)</b>	<b>0.80</b>	<b>(10.98)</b>
<b>C Cash flows from financing activities</b>		
Proceeds from Long-term borrowings	17.38	12.00
Proceeds from sale of business	7.00	-
Finance cost paid	(1.48)	(0.40)
<b>Net cash flow from financing activities (C)</b>	<b>22.90</b>	<b>11.60</b>
<b>Net (decrease)/increase in cash and cash equivalents (A + B + C)</b>	<b>(1.79)</b>	<b>(2.55)</b>
Cash and cash equivalents at the beginning of the year	2.05	4.60
<b>Cash and cash equivalents at end of the year</b>	<b>0.26</b>	<b>2.05</b>
<b>Components of cash and cash equivalent</b>		
Balance with banks:		
- On current accounts	0.25	2.04
Cash on hand	0.01	0.01
<b>Total cash and cash equivalent at the end of the year (refer note 4.2)</b>	<b>0.26</b>	<b>2.05</b>





**Note to Statement of Cash Flows:**

1) The Statement of Cash Flows has been prepared under the Indirect method as set out in Ind AS 7 on Statement of Cash Flows notified under Section 133 of the Companies Act, 2013, read together with Paragraph 7 of the Companies (Indian Accounting Standard) Rules 2015 (as amended).

2) Changes in liabilities arising from financing activities:

Particulars	As at April 01, 2023	Cash flows (net)	Others	As at March 31, 2024
<b>Financing activities</b>				
Long-term borrowings	-	17.38	(17.38)	-
<b>Total</b>	-	17.38	(17.38)	-

Particulars	As at April 01, 2022	Cash flows (net)	Others	As at March 31, 2023
<b>Financing activities</b>				
Long-term borrowings	22.00	12.00	(34.00)	-
<b>Total</b>	22.00	12.00	(34.00)	-

3) Non-cash financing activities

Particulars	Year ended March 31, 2024	Year ended March 31, 2023
Loan written back	17.38	34.00
<b>Total</b>	17.38	34.00

There are no non cash investing activities during the year.

Summary of material accounting policy 2.1  
Summary of significant accounting judgements, estimates and assumptions 2.2  
The accompanying notes form an integral part of these financial statements.

As per our attached report of even date

For Ketul R Shah and Associates

Chartered Accountants

ICAI FRN: 160764W



Ketul R. Shah  
Partner  
Membership No. 131631



Date: September 20, 2024  
Place: Ahmedabad, India



For and on behalf of the Board of Directors  
For Ingenuity Biosciences Private Limited  
CIN : U74999GJ2021PTC120292



Ajay Tandon  
Director  
DIN : 02210072

Date: September 20, 2024  
Place: Ahmedabad, India



Nirmal Bhatia  
Director  
DIN : 09068966

Date: September 20, 2024  
Place: Ahmedabad, India

UDIN: 24131631BKETWF7328

**Ingenuity Biosciences Private Limited**  
**Statement of changes in equity for the year ended 31, March 2024**  
**(All amounts in Indian Rupees million, unless otherwise stated)**

**A. Equity share capital**

Equity shares of Rs. 10 each issued, subscribed and fully paid

Particulars	Note	Amount
Issued, Subscribed and fully paid equity shares of Rs.10 each		
<b>Balance as at March 31, 2022</b>		<b>7.00</b>
Issue of equity shares during the year	8	-
<b>Balance as at March 31, 2023</b>		<b>7.00</b>
Issue of equity shares during the year		-
<b>Balance as at March 31, 2024</b>		<b>7.00</b>

**B. Other equity**

Particulars	Reserves & Surplus	Total
	Retained Earnings	
<b>Balance as at March 31, 2022</b>	<b>(21.66)</b>	<b>(21.66)</b>
Profit for the year (net of taxes)	25.93	25.93
Other comprehensive income for the year (net of taxes)	*	0.00
Total Comprehensive loss for the year	25.93	25.93
<b>Balance as at March 31, 2023</b>	<b>4.27</b>	<b>4.28</b>
Profit / (Loss) for the year (net of taxes)	(10.23)	(10.23)
Other comprehensive income for the year (net of taxes)	-	-
Total Comprehensive loss for the year	(10.23)	(10.23)
<b>Balance as at March 31, 2024</b>	<b>(5.96)</b>	<b>(5.95)</b>

\* Figure nullified in conversion of Rupees in million.

Summary of material accounting policy 2.1  
Summary of significant accounting judgements, estimates and assumptions 2.2  
The accompanying notes are an integral part of these financial statements.

As per our attached report of even date

**For Ketul R Shah and Associates**

**Chartered Accountants**

**ICAI FRN: 160764W**

**For and on behalf of the Board of Directors**

**Ingenuity Biosciences Private Limited**

**CIN : U74999GJ2021PTC120292**



**Ketul R. Shah**

**Partner**

Membership No. 131631






**Ajay Tandon**

**Director**

DIN :02210072



**Nirmal Bhatia**

**Director**

DIN : 09068966

Date: September 20, 2024

Place: Ahmedabad, India

Date: September 20, 2024

Place: Ahmedabad, India

Date: September 20, 2024

Place: Ahmedabad, India

**VDIN: 24 13163 1BKETWF7328**



3 Property, plant and equipment and Intangible assets as at March 31, 2024

Particulars	GROSS BLOCK			DEPRECIATION			NET BLOCK	
	Opening balance as at April 01, 2023	Addition	Deduction (refer note 31)	Closing balance as at March 31, 2024	Charge for the year	Deduction (refer note 31)	As at March 31, 2024	As at March 31, 2023
<b>3.1 Tangible assets</b>								
Plant and machinery	3.97	-	3.97	-	0.21	1.41	-	2.76
Office equipment	0.28	-	0.28	-	0.02	0.21	-	0.09
Computers	0.66	-	0.66	-	0.08	0.43	-	0.31
Furniture & fixtures	0.19	-	0.19	-	0.01	0.10	-	0.11
<b>Total (A)</b>	<b>5.10</b>	<b>-</b>	<b>5.10</b>	<b>-</b>	<b>0.32</b>	<b>2.15</b>	<b>-</b>	<b>3.27</b>
<b>3.2 Intangible assets</b>								
Computer software	5.47	-	5.47	-	0.76	4.12	-	2.11
<b>Total (B)</b>	<b>5.47</b>	<b>-</b>	<b>5.47</b>	<b>-</b>	<b>0.76</b>	<b>4.12</b>	<b>-</b>	<b>2.11</b>
<b>Total (A)+(B)</b>	<b>10.57</b>	<b>-</b>	<b>10.57</b>	<b>-</b>	<b>1.08</b>	<b>6.27</b>	<b>-</b>	<b>5.38</b>

3.3 Capital work-in-progress

Particulars	Capital work-in-progress	Total
Cost		
As at April 01, 2023	10.28	10.28
Addition	0.55	0.55
Transferred as per BTA (refer note 31)	(10.83)	(10.83)
As at March 31, 2024	-	-

3 Property, plant and equipment and Intangible assets as at March 31, 2023

Particulars	GROSS BLOCK			DEPRECIATION			NET BLOCK	
	Opening balance as at April 01, 2022	Addition	Deduction	Closing balance as at March 31, 2023	Charge for the year	Deduction	As at March 31, 2023	As at March 31, 2022
<b>3.1 Tangible assets</b>								
Plant and machinery	3.53	0.44	-	3.97	0.56	-	2.76	2.88
Office equipment	0.28	-	-	0.28	0.07	-	0.09	0.16
Computers	0.40	0.26	-	0.66	0.20	-	0.31	0.20
Furniture & fixtures	0.19	-	-	0.19	0.04	-	0.10	0.15
<b>Total (A)</b>	<b>4.40</b>	<b>0.70</b>	<b>-</b>	<b>5.10</b>	<b>0.82</b>	<b>-</b>	<b>3.26</b>	<b>3.39</b>
<b>3.2 Intangible assets</b>								
Computer software	5.47	-	-	5.47	1.82	-	2.11	3.93
<b>Total (B)</b>	<b>5.47</b>	<b>-</b>	<b>-</b>	<b>5.47</b>	<b>1.82</b>	<b>-</b>	<b>2.11</b>	<b>3.93</b>
<b>Total (A)+(B)</b>	<b>9.87</b>	<b>0.70</b>	<b>-</b>	<b>10.57</b>	<b>2.64</b>	<b>-</b>	<b>5.37</b>	<b>7.32</b>

3.3 Capital work-in-progress

Particulars	Capital work-in-progress	Total
Cost		
As at April 01, 2022	-	-
Addition	10.28	10.28
Capitalization	-	-
As at March 31, 2023	10.28	10.28

CWIP Ageing Schedule as at March 31, 2023

CWIP	Amount in CWIP for a period of			Total
	Less than 1 year	1-2 years	More than 3 years	
Project in progress	10.28	-	-	10.28



4 Financial assets

4.1 Trade Receivable

Particulars	As at March 31, 2024	As at March 31, 2023
<b>Trade receivables</b>		
Secured, considered good	0.26	29.60
Unsecured, considered good	-	-
Trade receivables which have significant increase in credit risk	-	-
Trade receivables - credit impaired	-	-
<b>Impairment allowance (allowance for bad and doubtful debts)</b>		
Unsecured, considered good	-	-
Trade receivables which have significant increase in credit risk	-	-
Trade receivables - credit impaired	-	-
<b>Total</b>	<b>0.26</b>	<b>29.60</b>

Trade Receivables ageing schedule as at March 31, 2024							
Particulars	Outstanding for following periods from the due date of payment						Total
	Not due	Less than 6 months	6 months - 1 year	1-2 years	2-3 Years	More than 3 years	
(i) Undisputed Trade receivables – considered good	-	-	0.26	-	-	-	0.26
(ii) Undisputed Trade Receivables – which have significant increase in credit risk	-	-	-	-	-	-	-
(iii) Undisputed Trade Receivables – credit impaired	-	-	-	-	-	-	-
(iv) Disputed Trade Receivables–considered good	-	-	-	-	-	-	-
(v) Disputed Trade Receivables – which have significant increase in credit risk	-	-	-	-	-	-	-
(vi) Disputed Trade Receivables – credit impaired	-	-	-	-	-	-	-
Total	-	-	0.26	-	-	-	0.26

Trade Receivables ageing schedule as at March 31, 2023						
Particulars	Outstanding for following periods from the due date of payment					
	Not due	Less than 6 months	6 months - 1 year	1-2 years	2-3 Years	More than 3 years
(i) Undisputed Trade receivables – considered good	20.05	3.15	6.40	-	-	-
(ii) Undisputed Trade Receivables – which have significant increase in credit risk	-	-	-	-	-	-
(iii) Undisputed Trade Receivables – credit impaired	-	-	-	-	-	-
(iv) Disputed Trade Receivables-considered good	-	-	-	-	-	-
(v) Disputed Trade Receivables – which have significant increase in credit risk	-	-	-	-	-	-
(vi) Disputed Trade Receivables – credit impaired	-	-	-	-	-	-
Total	20.05	3.15	6.40	-	-	-
						29.60





Ingenuity Biosciences Private Limited  
Notes to Financial Statements for the year ended March 31, 2024  
(All amounts in Indian Rupees million, unless otherwise stated)

4.2 Cash and cash equivalents

Particulars	As at March 31, 2024	As at March 31, 2023
Balances with banks		
- in current accounts	0.25	2.04
Cash in hand	0.01	0.01
<b>Total</b>	<b>0.26</b>	<b>2.05</b>

4.3 Other financial assets

Particulars	As at March 31, 2024	As at March 31, 2023
<b>Unsecured, considered good</b>		
<b>Current</b>		
Contract asset		
- Due from customer (accrued revenue) (refer note 15.2)	-	0.87
Employee's benefit receivable (refer note 25)	0.07	-
<b>Total</b>	<b>0.07</b>	<b>0.87</b>

Reconciliation of contract asset:

Particulars	As at March 31, 2024	As at March 31, 2023
<b>Balance at the beginning of the year</b>	0.87	0.96
Less: Invoicing during the year from balance at the beginning of the year	(0.87)	43.79
Add: Contract assets created during the year	-	(43.88)
<b>Balance at the end of the year</b>	<b>-</b>	<b>0.87</b>

5 Income tax assets


Particulars	As at March 31, 2024	As at March 31, 2023
<b>Non-current</b>		
Advance payment of Income tax	1.93	-
<b>Total</b>	<b>1.93</b>	<b>-</b>

6 Inventories (valued at lower of cost and net realizable value)

Particulars	As at March 31, 2024	As at March 31, 2023
Consumables	-	7.58
<b>Total</b>	<b>-</b>	<b>7.58</b>

7 Other assets

Particulars	As at March 31, 2024	As at March 31, 2023
<b>Current</b>		
<b>Unsecured considered good</b>		
Prepaid expenses	-	0.10
Balances with government authorities	0.30	5.43
Advance to suppliers	0.00	0.20
<b>Total</b>	<b>0.31</b>	<b>5.73</b>



8 Equity share capital

Equity Share Capital

Particulars	As at March 31, 2024		As at March 31, 2023	
	Number of shares	Amount	Number of shares	Amount
Authorised share capital Equity Shares of Rs. 10 each	35,00,000	35.00	35,00,000	35.00
Issued, subscribed and fully paid up share capital Equity Shares of Rs. 10 each	7,00,000	7.00	7,00,000	7.00

(a) Reconciliation of the equity shares outstanding at the beginning and at the end of the reporting year

Equity Share Capital

Particulars	As at March 31, 2024		As at March 31, 2023	
	Number of shares	Amount	Number of shares	Amount
Shares outstanding as at April 01, 2023	7,00,000	7.00	7,00,000	7.00
Issue of equity shares during the year	-	-	-	-
Shares outstanding as at March 31, 2024	7,00,000	7.00	7,00,000	7.00

Particulars	As at March 31, 2023		As at March 31, 2022	
	Number of shares	Amount	Number of shares	Amount
Shares outstanding as at April 01, 2022	7,00,000.00	7.00	7,00,000	7.00
Issue of equity shares during the year	-	-	-	-
Shares outstanding as at March 31, 2023	7,00,000	7.00	7,00,000	7.00

(b) Terms/Rights attached to equity shares

In respect of Ordinary shares, voting rights shall be in the same proportion as the capital paid upon such ordinary share bears to the total paid up ordinary capital of the Company. The Dividend proposed by the board of Directors, if any, is subject to the approval of the shareholders in the ensuing Annual General Meeting, except in case of interim dividend. In the event of liquidation, the shareholders of ordinary shares are eligible to receive the remaining assets of the Company after distribution of all preferential amounts, in proportion to their shareholdings.

(c) Details of shareholders holding more than 5% shares in the Company

Equity Share Capital

Particulars	As at March 31, 2024		As at March 31, 2023	
	Number of shares	% holding	Number of shares	% holding
Veeda Clinical Research Limited	7,00,000	100.00%	3,50,000	50.00%
Somru Bioscience Inc.	-	-	3,50,000	50.00%

(d) Equity Shareholding of Promoters as at March 31, 2024

Promoter Name	Class of share	No. of shares at the beginning of the year	Change during the year	No. of shares at the end of the year	% of Total shares	% change during the year
Veeda Clinical Research Limited	Equity shares of Rs. 10 each fully paid	3,50,000	3,50,000	7,00,000	100.00	100.00
Somru Bioscience Inc.	Equity shares of Rs. 10 each fully paid	3,50,000	(3,50,000)	-	-	(100.00)
<b>Total</b>		<b>7,00,000</b>	<b>-</b>	<b>7,00,000</b>	<b>100.00</b>	<b>-</b>

(e) Equity Shareholding of Promoters as at March 31, 2023


Promoter Name	Class of share	No. of shares at the beginning of the year	Change during the year	No. of shares at the end of the year	% of Total shares	% change during the year
Veeda Clinical Research Limited	Equity shares of Rs. 10 each fully paid	3,50,000	-	3,50,000	50.00	-
Somru Bioscience Inc.	Equity shares of Rs. 10 each fully paid	3,50,000	-	3,50,000	50.00	-
<b>Total</b>		<b>7,00,000</b>	<b>-</b>	<b>7,00,000</b>	<b>100.00</b>	<b>-</b>

9 Other Equity

Particulars	As at March 31, 2024	As at March 31, 2023
Surplus/(Deficit) in Statement of Profit and Loss		
Balance at the beginning of the year	4.27	(21.66)
Add/(Less): Profit / (Loss) for the year (net of taxes)	(10.23)	25.93
Add/ (Less): Other comprehensive income for the year (net of taxes)	-	*
Total Comprehensive (loss) for the year	(5.96)	4.27
Utilized towards professional fees for increase in authorised share capital	-	-
<b>Total other equity</b>	<b>(5.96)</b>	<b>4.27</b>

\* Figure nullified in conversion of Rupees in million.

Surplus in statement of profit and loss: Surplus in statement of profit and loss are the profits / (losses) that the company has earned / incurred till date, less any transfers to general reserve, dividends or other distributions paid to shareholders. Retained earnings include re-measurement loss / (gain) on defined benefit plans, net of taxes that will not be reclassified to the statement of profit and loss. Retained earnings is a free reserve available to the company and eligible for distribution to shareholders, in case where it is having positive balance representing net earnings till date.





**Ingenuity Biosciences Private Limited**  
**Notes to Financial Statements for the year ended March 31, 2024**  
(All amounts in Indian Rupees million, unless otherwise stated)

**10 Financial liabilities**

**10.1 Borrowings**

Particulars	As at March 31, 2024	As at March 31, 2023
Non-current borrowing		
Unsecured		
Loan from holding company (Joint venturer till March 31, 2023)		
Veeda Clinical Research Limited (Refer note below) (Refer note 25)	-	-
<b>Total</b>	-	-

Loan from Veeda Clinical Research Limited is unsecured and the same is having outstanding balance Nil as on March 31, 2024 (Rs. NIL as on March 31, 2023). The effective interest rate is 8% p.a. (6% p.a. in PV).

**10.2 Trade payables**

Particulars	As at March 31, 2024	As at March 31, 2023
- Total outstanding dues of micro and small enterprise	-	1.06
- Total outstanding dues of creditors other than micro and small enterprises	0.02	27.85
<b>Total</b>	0.02	28.91

Terms and conditions of the above outstanding balances:

Trade payables are non-interest bearing and are normally settled in 45-180 days.

For explanation on Company's credit risk management process, refer note 28.

For terms and conditions with related party, refer note 25.

Trade Payables ageing schedule as at March 31, 2024						
Particulars	Outstanding for following periods from the date of transaction#					
	Unbilled	Less than 1 year	1-2 Years	2-3 Years	More than 3 years	Total
(i) Total outstanding dues of micro and small enterprises	-	*	-	-	-	-
(ii) Total outstanding dues of creditors other than micro and small enterprises	0.02	-	-	-	-	0.02
(iii) Disputed dues of micro and small enterprises	-	-	-	-	-	-
(iv) Disputed dues of creditors other than micro and small enterprises	-	-	-	-	-	-
<b>Total</b>	0.02	-	-	-	-	0.02

\* Figure nullified in conversion of Rupees in million.

Trade Payables ageing schedule as at March 31, 2023						
Particulars	Outstanding for following periods from the date of transaction#					
	Unbilled	Less than 1 year	1-2 Years	2-3 Years	More than 3 years	Total
(i) Total outstanding dues of micro and small enterprises	-	1.06	-	-	-	1.06
(ii) Total outstanding dues of creditors other than micro and small enterprises	0.07	16.39	11.39	*	-	27.85
(iii) Disputed dues of micro and small enterprises	-	-	-	-	-	-
(iv) Disputed dues of creditors other than micro and small enterprises	-	-	-	-	-	-
<b>Total</b>	0.07	17.45	11.39	-	-	28.91

\* Figure nullified in conversion of Rupees in million.

#Considering the availability of data, the above ageing is considered from the date of recording the transaction instead of due date. Consequently, there are no 'not due' creditors balance disclosed.

**10.3 Other Financial Liabilities**

Particulars	As at March 31, 2024	As at March 31, 2023
Current		
Financial liabilities carried at amortized cost		
Creditors for capital expenditure	-	6.17
Employee benefits payable	-	1.36
<b>Total</b>	-	7.53



**Ingenuity Biosciences Private Limited**  
**Notes to Financial Statements for the year ended March 31, 2024**  
(All amounts in Indian Rupees million, unless otherwise stated)

**11 Other Current Liabilities**

Particulars	As at March 31, 2024	As at March 31, 2023
Contract liabilities		
Due to customer (excess billing over revenue) (refer note 15.2)	-	11.60
Statutory dues payable	-	0.73
<b>Total</b>	<b>-</b>	<b>12.33</b>

Particulars	As at March 31, 2024	As at March 31, 2023
<b>Reconciliation of contract liabilities:</b>		
<b>Balance at the beginning of the year</b>	<b>11.60</b>	<b>1.24</b>
Less: Revenue recognized during the year from balance at the beginning of the year	(11.60)	(1.24)
Add: Contract liabilities created during the year	-	11.60
<b>Balance at the end of the year</b>	<b>-</b>	<b>11.60</b>

**12 Provisions**

Particulars	As at March 31, 2024	As at March 31, 2023
<b>Non-current</b>		
<b>Provision for employee benefits</b>		
Gratuity (refer note 24)	-	0.16
Compensated absence	-	0.24
<b>Total</b>	<b>-</b>	<b>0.40</b>
<b>Current</b>		
<b>Provision for employee benefits</b>		
Gratuity (refer note 24)	-	*
Compensated absence	-	0.08
<b>Total</b>	<b>-</b>	<b>0.08</b>

\* Figure nullified in conversion of Rupees in million.

**13 Income tax liabilities (net)**

Particulars	As at March 31, 2024	As at March 31, 2023
Income tax liabilities (net)	1.76	2.08
<b>Total</b>	<b>1.76</b>	<b>2.08</b>





**Ingenuity Biosciences Private Limited**  
**Notes to Financial Statements for the year ended March 31, 2024**  
(All amounts in Indian Rupees million, unless otherwise stated)

**14 Tax expense**

The major components of income tax expense for the year ended March 31, 2024 and year ended March 31, 2023 are :

**(A) Profit and loss section**

Particulars	Year ended March 31, 2024	Year ended March 31, 2023
<b>Current income tax</b>		
Current income tax charge	1.75	2.50
Adjustment of tax relating to earlier years	(0.41)	-
<b>Deferred tax</b>		
Relating to origination and reversal of temporary differences	1.11	6.79
<b>Total</b>	<b>2.45</b>	<b>9.29</b>

**(B) Other comprehensive income (OCI) section**

Particulars	Year ended March 31, 2024	Year ended March 31, 2023
Deferred tax related to items recognized in OCI during the year	-	*
<b>Total</b>	<b>-</b>	<b>*</b>

\* Figure nullified in conversion of Rupees in million.

**(C) Reconciliation of tax expense and the accounting profit multiplied by India's domestic tax rate for the year ended March 31, 2024 and year ended March 31, 2023 :**

Particulars	Year ended March 31, 2024	Year ended March 31, 2023
<b>Profit/(loss) before tax</b>	<b>(7.78)</b>	<b>35.22</b>
Tax using the Company's domestic tax rate	25.168%	27.82%
<b>Expected income tax expense as per applicable taxes</b>	<b>-</b>	<b>9.80</b>
<b>Adjustments</b>		
Non-deductible expense	3.71	0.04
Adjustment of tax relating to earlier years	(0.41)	-
Others	(0.85)	(0.55)
<b>Tax expense as per statement of profit and loss</b>	<b>2.45</b>	<b>9.29</b>

**(D) Balance sheet section**

Particulars	As at March 31, 2024	As at March 31, 2023
Income tax assets/ (liabilities)	(1.76)	(2.08)
<b>Income tax assets/ (liabilities)</b>	<b>(1.76)</b>	<b>(2.08)</b>

**(E) Deferred tax**

Particulars	Balance Sheet		Statement of Profit and Loss		OCI	
	As at March 31, 2024	As at March 31, 2023	Year ended March 31, 2024	Year ended March 31, 2023	Year ended March 31, 2024	Year ended March 31, 2023
<b>Deferred Tax Asset / (Liability) (Net)</b>						
Difference between depreciable assets as per books of accounts and written down value for tax purpose	-	0.01	0.01	(0.10)	-	-
Employee benefits	-	0.13	0.13	0.08	-	*
Company incorporation and Share issue expense	-	0.04	0.04	0.02	-	-
Unused Income tax losses and Unabsorbed depreciation	-	0.92	0.92	6.78	-	-
<b>Deferred tax expense / (credit)</b>			<b>1.11</b>	<b>6.79</b>	<b>-</b>	<b>-</b>
<b>Deferred Tax Assets / (Liabilities) (Net)</b>	<b>-</b>	<b>1.11</b>				

Reconciliation of deferred tax assets / (liabilities) (net)	As at March 31, 2024	As at March 31, 2023
Opening balance as at the beginning of the year	1.11	7.90
Tax income/(expense) during the year recognized in profit or loss	(1.11)	(6.79)
Tax income/(expense) during the year recognized in other comprehensive income	-	*
<b>Closing balance as at the end of the year</b>	<b>-</b>	<b>1.11</b>

**Note:**

The company offsets tax assets and liabilities if and only if it has a legally enforceable right to set off deferred tax assets and deferred tax liabilities that relate to income taxes levied by the same tax authority.



**Ingenuity Biosciences Private Limited**  
**Notes to Financial Statements for the year ended March 31, 2024**  
(All amounts in Indian Rupees million, unless otherwise stated)

**15 Revenue from operations**

Particulars	Year ended March 31, 2024	Year ended March 31, 2023
<b>Revenue from operations</b>		
Sale of services	18.71	30.60
<b>Total</b>	<b>18.71</b>	<b>30.60</b>

**15.1 Revenue from Contracts with Customers**

Set out below is the disaggregation of the Company's revenue from contract with customer

**A. Geographical location of customer**

Particulars	Year ended March 31, 2024	Year ended March 31, 2023
India	12.17	17.06
Outside India	6.54	13.55
<b>Total revenue from contract with customers</b>	<b>18.71</b>	<b>30.60</b>

**B. Timing of revenue recognition**

Particulars	Year ended March 31, 2024	Year ended March 31, 2023
Services transferred over time	18.71	30.60
<b>Total revenue from contract with customers</b>	<b>18.71</b>	<b>30.60</b>

**15.2 Contract Balances**

The below table provides information about trade receivables, contract assets and contract liabilities from the contracts with customers:

Particulars	Year ended March 31, 2024	Year ended March 31, 2023
Trade receivables (refer note 4.1)	0.26	29.60
Contract assets (refer note 4.3)		
- Due from customer (accrued revenue)	-	0.87
Contract Liabilities (refer note 11)		
- Due to customer (excess billing over revenue)	-	11.60

Contract assets relates to revenue earned from ongoing clinical services. As such, the balances of this account vary and depend on the number of clinical services at the end of the year.

Trade receivables are recognized when the right to consideration becomes unconditional. These are non interest bearing generally on the terms of 30 days. Company has receivable from its customers for the sale of services to its customers.

Contract liabilities include short-term advances received for providing clinical services and payment received from customer against invoice raised for which clinical services are yet to be rendered. Contract liabilities are recognized as revenue when the Company satisfies the performance obligation.

**15.3 Reconciling the amount of revenue recognized in the statement of profit and loss with the contracted price**

Particulars	Year ended March 31, 2024	Year ended March 31, 2023
Revenue as per contracted price	18.71	30.60
Adjustments:		
Credit notes issued due to change in performance obligation	-	-
<b>Revenue from contracts with customers</b>	<b>18.71</b>	<b>30.60</b>





**Ingenuity Biosciences Private Limited****Notes to Financial Statements for the year ended March 31, 2024****(All amounts in Indian Rupees million, unless otherwise stated)****15.4 Information about Company's performance obligation are summarized below:**

The performance obligation satisfied over a period of time as and when services are rendered in accordance with the terms of contract with customer and payment terms is generally due within 30 days from the date of invoice. The Company renders customer specific services and accordingly Company is eligible to recover the payment from the customer till the date of service rendered by the Company in case of termination received by the customer as per the terms of contract. Company does not provide any types of warranties and related obligations to customers.

**15.5 Information about major customers:**

For information about major customers, refer note 27.

**16 Other income**

Particulars	Year ended March 31, 2024	Year ended March 31, 2023
Rate Difference Income	-	4.95
Liabilities no longer required written back (refer footnote below and note 25)	26.52	35.29
Interest on IT Refund	0.09	-
Others	0.07	-
<b>Total</b>	<b>26.68</b>	<b>40.24</b>

Note: During the year ended March 31, 2024, the company has written back the loan given by Veeda Clinical Research Limited amounting Rs.16.00 million ( during previous year 35.29 million.). Also, the company has written back credit balance of Somru Bioscience Inc. amounting to Rs. 5.19 million during the year (during previous year nil).

**17 Cost of materials Consumed**

Particulars	Year ended March 31, 2024	Year ended March 31, 2023
Opening stock of consumables	7.58	3.60
Add: Purchases during the year	6.06	9.32
<b>Total</b>	<b>13.64</b>	<b>12.92</b>
Less : Transferred as per BTA (refer note 31)	(0.57)	-
Less : Closing stock of consumables	-	(7.58)
<b>Total</b>	<b>13.07</b>	<b>5.34</b>

**18 Employee Benefit Expenses**

Particulars	Year ended March 31, 2024	Year ended March 31, 2023
Salaries, allowances and bonus	7.59	11.08
Employee stock option expenses	-	0.02
Contributions to provident and other funds (refer note 24)	0.17	0.30
Staff welfare expenses	0.01	0.08
<b>Total</b>	<b>7.77</b>	<b>11.48</b>

**19 Finance costs**

Particulars	Year ended March 31, 2024	Year ended March 31, 2023
<b>Interest expense on</b>		
-On Borrowings	-	1.43
-Delayed payment to MSME creditors	0.01	0.04
Bank charges and other borrowing cost	0.03	0.01
<b>Total</b>	<b>0.04</b>	<b>1.48</b>



**Ingenuity Biosciences Private Limited**  
**Notes to Financial Statements for the year ended March 31, 2024**  
(All amounts in Indian Rupees million, unless otherwise stated)

**20 Clinical and analytical research expenses**

Particulars	Year ended March 31, 2024	Year ended March 31, 2023
Bio analytical research expense	0.15	6.89
<b>Total</b>	<b>0.15</b>	<b>6.89</b>

**21 Other Expenses**

Particulars	Year ended March 31, 2024	Year ended March 31, 2023
Short term lease rental	0.30	0.70
Net loss on foreign currency transactions	0.61	1.80
<b>Repairs, renewals and maintenance expenses</b>		
- Plant & Machineries	0.05	0.31
- softwares	1.62	0.24
Insurance expenses	0.01	0.01
Travelling and Conveyance	0.26	0.33
Legal and Professional Fees	1.06	3.47
Payments to auditors (refer note 21.1)	0.02	0.02
Rates & taxes	0.89	0.83
Other administrative expenses	0.01	0.08
Living Allowance (Forex)	0.01	-
Technology Transfer & Advisory Services	11.92	-
Loss on Sale of assets (refer note 31)	14.29	-
<b>Total</b>	<b>31.06</b>	<b>7.79</b>

**21.1 Payment to auditors**

Particulars	Year ended March 31, 2024	Year ended March 31, 2023
<b>As auditor:</b>		
-Audit fees	0.02	0.02
<b>Total</b>	<b>0.02</b>	<b>0.02</b>

**22 Earnings per share**


Particulars	Year ended March 31, 2024	Year ended March 31, 2023
Profit/(Loss) attributable to equity shareholders	(10.23)	25.93
Nominal value of equity share (Amount in Rs.)	10.00	10.00
Total number of equity shares	7,00,000	7,00,000
Number of Weighted Average Equity Shares, outstanding during the year for basic and diluted EPS	7,00,000	7,00,000
<b>Earnings per equity share (Amount in Rs.)</b>		
Basic and Diluted Earnings per Share	(14.61)	37.05

**23 Contingent liabilities & capital commitment not provided for**

23.1 There are no Contingent liabilities as at March 31,2024 and March 31,2023.

**23.2 Capital Commitments**

Particulars	As at March 31, 2024	As at March 31, 2023
Estimated amount of contracts remaining to be executed on capital account and not provided for (net of advances)	-	0.36





**Ingenuity Biosciences Private Limited**  
**Notes to Financial Statements for the year ended March 31, 2024**  
**(All amounts in Indian Rupees million, unless otherwise stated)**

**24 Disclosure for employee benefits**

**(a) Defined contribution plans**

Amount recognized as expenses and included in note 18 "Employee benefit expense":

Particulars	Year ended March 31, 2024	Year ended March 31, 2023
Contribution to Provident fund	0.16	0.28
Contribution to Employee state insurance	0.01	0.02
<b>Total</b>	<b>0.17</b>	<b>0.30</b>

**(b) Defined benefits plan**

The Company has following post employment benefit which is in the nature of defined benefit plan:

**Gratuity**

The Company provides for gratuity for employees in India as per the Payment of Gratuity Act, 1972. Employees who are in continuous service for a period of 5 years are eligible for gratuity. The amount of gratuity payable on retirement/termination is the employees last drawn basic salary per month computed proportionately for 15 days salary multiplied for the number of years of service calculated on actuarial basis. The gratuity plan is unfunded.

**i. Reconciliation of defined benefit obligation**

Particulars	As at March 31, 2024	As at March 31, 2023
<b>Opening defined benefit obligation</b>	0.16	0.06
Current Service Cost	-	0.10
Past Service Cost	-	-
Interest Cost	-	0.00
Transferred due to sale of business	(0.16)	-
Components of actuarial gain/(losses) on obligation		
- Due to Change in financial assumptions	-	(0.01)
- Due to change in demographic assumption	-	-
- Due to experience adjustments	-	0.01
Benefits paid	-	-
<b>Closing defined benefit obligation</b>	<b>-</b>	<b>0.16</b>

**ii. Net liability/(Asset) recognized in the Balance Sheet**


Particulars	As at March 31, 2024	As at March 31, 2023
Present Value of Defined Benefit Obligations	-	0.16
Fair Value of Plan assets	-	-
<b>Net liability/(Asset) recognized in the Balance Sheet</b>	<b>-</b>	<b>0.16</b>

**iii. Expenses recognized in statement of Profit and Loss**

Particulars	Year ended March 31, 2024	Year ended March 31, 2023
Current service cost	-	0.10
Past service cost	-	-
Net interest cost	-	0.00
<b>Net Gratuity cost recognized in the statement of Profit and Loss</b>	<b>-</b>	<b>0.10</b>

**iv. Other Comprehensive Income**

Particulars	Year ended March 31, 2024	Year ended March 31, 2023
Actuarial gains / (losses)		
- Due to change in demographic assumption	-	-
- Due to Change in financial assumptions	-	(0.01)
- Due to experience adjustments	-	0.01
Return on plan assets, excluding amount recognized in net interest expense	-	-
<b>Components of defined benefit costs recognized in other comprehensive income</b>	<b>-</b>	<b>(0.00)</b>



**Ingenuity Biosciences Private Limited****Notes to Financial Statements for the year ended March 31, 2024**

(All amounts in Indian Rupees million, unless otherwise stated)

**25 Related party disclosures**

As per the Indian Accounting Standard on "Related Party Disclosures" (Ind AS 24), the related parties of the Company are as follows:

**Name of related parties & description of relationship****Holding company**

Veeda Clinical Research Limited (w.e.f. April 1, 2023, was one of the Joint venturer till March 31, 2023)

**Joint Venturer**

Veeda Clinical Research Limited (Till March 31, 2023, become holding company w.e.f. April 1, 2023)

Somru Bioscience Inc. (Till March 31, 2023)

**Key managerial personnel of the Company**

Mr. Ajay Tandon, Director

Mr. Nirmal Bhatia, Director

Mr. Mohammed Moinul Islam, Director (resigned w.e.f. August 18, 2023)

Ms. Clarinda De Guzman Islam, Director (resigned w.e.f. August 18, 2023)

Nature of transactions with related parties	Year ended March 31, 2024	Year ended March 31, 2023
<b><u>Holding company</u></b>		
<b>Veeda Clinical Research Limited</b>		
Reimbursement of expenses incurred	-	0.01
Reimbursement for employee stock options granted	0.01	0.02
Rent expense	0.30	0.70
Professional, Technical and Business Services availed	0.91	2.40
Sale of services	-	4.02
Purchase of property, plant and equipment	7.00	-
Loan received	29.50	12.00
Repayment of loan received	13.50	-
Interest expense on loan received	-	1.43
Loan written back (including interest accrued)	16.00	35.29
<b><u>Entity who was one of the Joint venturer till March 31, 2023</u></b>		
<b>Somru Bioscience Inc.</b>		
Trade payable written back included in other income (refer note 16)	5.19	-
Purchase of Material and Training & Technical advisory services	16.53	9.16

Outstanding balances at the end of the year	As at March 31, 2024	As at March 31, 2023
<b>Veeda Clinical Research Limited</b>		
ESOP expenses receivable	0.07	-
Trade receivable	-	1.75
<b>Somru Bioscience Inc.</b>		
Creditors for capital expenditure	-	6.17
Trade payable	-	21.88

**Commitment with related party**

The company has capital commitment with related party as at March 31, 2024 of Rs. Nil (March 31, 2023 Nil).





**Ingenuity Biosciences Private Limited****Notes to Financial Statements for the year ended March 31, 2024****(All amounts in Indian Rupees million, unless otherwise stated)****26 Details of dues to micro and small enterprises as per MSMED Act, 2006**

The Ministry of Micro, Small and Medium Enterprises has issued an office memorandum dated August 26, 2008 which recommends that the Micro and Small Enterprises should mention in their correspondence with its customers the Entrepreneurs Memorandum Number as allocated after filing of the Memorandum in accordance with the 'Micro, Small and Medium Enterprises Development Act, 2006' ('the MSMED Act').

Accordingly, the disclosure in respect of the amounts payable to such Enterprises as at March 31, 2024 has been made in the Financial Statements based on information received and available with the Company. Further in view of the Management, the impact of interest, if any, that may be payable in accordance with the provisions of the Act is not expected to be material. The Company has not received any claim for interest from any Supplier as at the Balance Sheet date.

The details as required by MSMED Act are given below;

Particulars	As at March 31, 2024	As at March 31, 2023
The principal amount and the interest due thereon remaining unpaid to any supplier as at the end of accounting year;		
<b>Principal and interest amount</b>		
Trade payable	-	1.06
Capital payable	-	-
The amount of interest paid by the buyer under the MSMED Act, 2006 along with the amounts of the payment made to the supplier beyond the appointed day during each accounting year;	1.40	0.84
The amount of interest due and payable for the year (where the principal has been paid but interest under the MSMED Act not paid);	0.01	0.01
The amount of interest accrued and remaining unpaid at the end of accounting year;	0.01	-
The amount of further interest due and payable even in the succeeding year, until such date when the interest dues as above are actually paid to the small enterprise, for the purpose of disallowance as a deductible expenditure under section 23.	-	-

On basis of information and records available with the Company, the above disclosures are made in respect of amount due to the micro and small enterprises, which have been registered with the relevant competent authorities. This has been relied upon by the auditors.



**Ingenuity Biosciences Private Limited****Notes to Financial Statements for the year ended March 31, 2024****(All amounts in Indian Rupees million, unless otherwise stated)****27 Segment reporting**

The Company is mainly engaged in the business of Clinical Research for various Pharmaceuticals Companies. The Company's business falls within a single business segment of 'Clinical Research' and all the activities of the Company revolve around this main business. The Chief Operating decision maker (CODM) monitors the operating results of the business as a whole for the purpose of making decisions about resource allocation and performance assessment. Therefore, management views Company's business activity as a single segment and there are no separate reportable segments in terms of the requirements of Ind AS 108 "Operating Segments" as notified under section 133 of the companies Act 2013.

**Geographical segment**

For management purposes, the Company is organized into two major operating geographies India and outside India. Geographical segment wise bifurcation of revenue from external customers is as below:



Revenue from external customers	Year ended March 31, 2024	Year ended March 31, 2023
India	12.17	17.06
Outside India	6.54	13.55

The following is an analysis of the carrying amount of non-current assets, which do not include deferred tax assets, income tax assets and financial assets analysed by the geographical area in which the assets are located:

Carrying amount of non-current operating assets	As at March 31, 2024	As at March 31, 2023
India	-	15.66
Outside India	-	-

**Information about major customers:**

The company has assessed that there are 2 external customers from which the revenue from transactions is 10% or more of the company's total revenue for the year ending **March 31, 2024** (**March 31, 2023**: 3 external customer).





**Ingenuity Biosciences Private Limited**  
**Notes to Financial Statements for the year ended March 31, 2024**  
**(All amounts in Indian Rupees million, unless otherwise stated)**

**28 Financial instrument - fair value hierarchy**

The significant accounting policies, including the criteria for recognition, the basis of measurement and the basis on which income and expenses are recognized, in respect of each class of financial asset, financial liability and equity instrument are disclosed in note 2 to the financial Statements.

**Fair values**

**A. Category-wise classification of financial instrument**

The carrying value of financial instruments by categories as at March 31, 2024 and March 31, 2023:

Particulars	Notes	As at March 31, 2024	As at March 31, 2023
<b>Financial assets:</b>			
<b>At amortised cost</b>			
Trade receivables	4.1	0.26	29.60
Cash and cash equivalents	4.2	0.26	2.05
Other financial assets	4.3	0.07	0.87
<b>Total financial asset</b>		<b>0.59</b>	<b>32.52</b>
<b>Financial liabilities:</b>			
<b>At amortised cost</b>			
Borrowings	10.1	-	-
Trade payables	10.2	0.02	28.92
Other financial liabilities	10.3	-	7.53
<b>Total financial liabilities</b>		<b>0.02</b>	<b>36.45</b>

The management assessed that carrying values of financial assets and financial liabilities i.e., cash and cash equivalents, trade payables, trade receivables, current investments and other financial assets and liabilities as at March 31, 2024 and March 31, 2023 are reasonable approximations of their fair values largely due to the short-term maturities of these instruments.

The fair value of the financial assets and liabilities is included at the amount at which the instrument could be exchanged in a current transaction between willing parties, other than in a forced or liquidation sale.

**29 Financial risk management objectives and policies**

The Company's principal financial liabilities comprise borrowings, trade and other payables. The main purpose of these financial liabilities is to finance the Company's operations. The Company's principal financial assets include trade and other receivables and cash and cash equivalents that derive directly from its operations.

The Company is exposed to market risk, credit risk and liquidity risk. The Company's senior management oversees the management of these risks and ensures that financial risk activities are governed by appropriate policies and procedures and that financial risks are identified, measured and managed in accordance with the Company's policies and risk objectives.

**(a) Market risk**

Market risk is the risk that the fair value of future cash flows of a financial instrument will fluctuate because of changes in market prices. Market risk comprises two types of risk: interest rate risk and currency risk. Financial instruments affected by market risk include borrowings, receivables, payables and deposits.

The sensitivity analysis in the following sections relate to the position as at March 31, 2024 and March 31, 2023. The sensitivity analysis has been prepared on the basis that the amount of net debt and the proportion of financial instruments in foreign currencies are all constant. The analysis excludes the impact of movements in market variables on the carrying values of gratuity and other post retirement obligations and provisions.

The sensitivity of the relevant profit or loss item is the effect of the assumed changes in respective market risks. This is based on the financial assets and financial liabilities held at March 31, 2024 and March 31, 2023.

**Foreign currency risk**

Foreign currency risk is the risk that the fair value or future cash flows of an exposure will fluctuate because of changes in foreign exchange rates. The Company's exposure to the risk of changes in foreign exchange rates relates to the Company's operating activities denominated in United States Dollar (USD).

**(i) Foreign currency financial assets :**

Particulars	As at March 31, 2024		As at March 31, 2023	
	In foreign currency	Amount	In foreign currency	Amount
<b>Trade receivables:</b>				
- US Dollars	3148.10	0.26	1,82,840	15.03

**(ii) Foreign currency financial liabilities:**

Particulars	As at March 31, 2024		As at March 31, 2023	
	In foreign currency	Amount	In foreign currency	Amount
<b>Creditors for capital expenditure:</b>				
- US Dollars	-	-	75,000.00	6.17
<b>Trade payables:</b>				
- US Dollars	-	-	2,66,122.75	21.88



**Ingenuity Biosciences Private Limited**  
**Notes to Financial Statements for the year ended March 31, 2024**  
**(All amounts in Indian Rupees million, unless otherwise stated)**

**Foreign currency sensitivity**

The following tables demonstrate the sensitivity to a reasonably possible change in USD rates, with all other variables held constant. The impact on the Company's profit before tax is due to changes in the fair value of monetary assets and liabilities.

Particulars	Profit or (loss)		Equity, net of tax	
	Strengthening	Weakening	Strengthening	Weakening
<b>March 31, 2024</b>				
5% Movement USD				
	0.01	(0.01)	0.01	(0.01)
<b>March 31, 2023</b>				
5% Movement USD				
	(0.65)	0.65	(0.49)	0.49

**(b) Credit risk**

Credit risk is the risk that counterparty will not meet its obligations under a financial instrument or customer contract, leading to a financial loss. The company is exposed to credit risk from its operating activities (primarily trade receivables) and from its financing activities, including deposits with banks and financial institutions, foreign exchange transactions and other financial instruments.

**Trade Receivables**

Trade Receivables of the company are unsecured. Credit risk is managed through periodic monitoring of the creditworthiness of customers in the normal course of business. The allowance for impairment of Trade receivables is created to the extent and as and when required, based upon the expected collectability of accounts receivables. The company evaluates the concentration of risk with respect to trade receivables as low, as its Customers are group of repute.

The maximum exposure to credit risk for trade receivable by geographic region are as follows:

Particulars	As at March 31, 2024	As at March 31, 2023
Domestic	0.26	14.57
Other regions	-	15.03
<b>Total</b>	<b>0.26</b>	<b>29.60</b>

**Age of trade receivables**

Particulars	As at March 31, 2024	As at March 31, 2023
Not due	-	20.05
Less than 6 months	-	3.15
6 months - 1 year	0.26	6.40
1-2 years	-	-
2-3 years	-	-
More than 3 years	-	-
<b>Total</b>	<b>0.26</b>	<b>29.60</b>

**(c) Liquidity risk**

Liquidity risk is the risk that the Company may not be able to meet its present and future cash and collateral obligations without incurring unacceptable losses. The Company's objective is to, at all times maintain optimum levels of liquidity to meet its cash and collateral requirements. The Company closely monitors its liquidity position and deploys a robust cash management system. It maintains adequate sources of financing through various short term and long term loans at an optimized cost.

The table below summarizes the maturity profile of the Company's financial liabilities based on contractual undiscounted payments:

Particulars	On demand	Less than 1 year	1 year to 5 years	More than 5 years	Total
<b>As at March 31, 2024</b>					
Trade payables	-	0.02	-	-	0.02
Other financial liabilities	-	-	-	-	-
<b>Total</b>	-	<b>0.02</b>	-	-	<b>0.02</b>
<b>As at March 31, 2023</b>					
Trade payables	-	28.92	-	-	28.92
Other financial liabilities	-	7.53	-	-	7.53
<b>Total</b>	-	<b>36.45</b>	-	-	<b>36.45</b>
<b>As at March 31, 2022</b>					
Borrowings	-	-	22.34	-	22.34
Trade payables	-	13.72	-	-	13.72
Other financial liabilities	-	6.59	-	-	6.59
<b>Total</b>	-	<b>20.31</b>	<b>22.34</b>	-	<b>42.65</b>





**Ingenuity Biosciences Private Limited**  
**Notes to Financial Statements for the year ended March 31, 2024**  
**(All amounts in Indian Rupees million, unless otherwise stated)**

**30 Capital management**

The Company aim to manages its capital efficiently so as to safeguard its ability to continue as a going concern and to optimize returns to the shareholders. The capital structure of the Company is based on management's judgement of the appropriate balance of key elements in order to meet its strategic and day-to-day needs. We consider the amount of capital in proportion to risk and manage the capital structure in light of changes in economic conditions and the risk characteristics of the underlying assets. In order to maintain or adjust the capital structure, the Company may adjust the amount of dividends paid to shareholders, return capital to shareholders or issue new shares. The Company's policy is to maintain a stable and strong capital structure with a focus on total equity so as to maintain investor, creditors and to sustain future development and growth of its business. The Company will take appropriate steps in order to maintain, or if necessary adjust, its capital structure.

No changes were made in the objectives, policies or processes for managing capital during the year ended March 31, 2024 and period ended March 31, 2023.

Particulars	As at March 31, 2024	As at March 31, 2023
Debt (Refer note i below)	-	-
Less: Cash and cash equivalents	0.26	2.05
<b>Net debt</b>	<b>(0.26)</b>	<b>(2.05)</b>
Equity share capital	7.00	7.00
Other equity	(5.96)	4.27
<b>Total equity</b>	<b>1.04</b>	<b>11.27</b>
<b>Net debt to equity ratio (Refer note ii below)</b>	<b>-</b>	<b>-</b>

**Note:**

- i) Debt is defined as non-current borrowings and current borrowings (excluding financial guarantee contracts and contingent consideration).  
ii) Since net debt to equity ratio as at March 31, 2024 and March 31, 2023 is negative, it is not considered for calculation.



**Ingenuity Biosciences Private Limited**  
**Notes to Financial Statements for the year ended March 31, 2024**  
**(All amounts in Indian Rupees million, unless otherwise stated)**

**31 Transfer of business**

Pursuant to business transfer agreement dated 1st September, 2023, the company has sold its business to its holding company (w.e.f. April 1, 2023, was one of the joint venturer till March 31, 2023) Veeda Clinical Research Limited with effect from 01st September, 2023, as going concern on slump sale basis for total cash consideration of Rs. 7.00 million. The difference between book value of Net assets sold and sale consideration is recognised in the statement of profit and loss during the year.

Following are the assets & liabilities sold by the Company on September 1, 2023 :

Particulars	Amounts
<b>Assets</b>	
Non-Current Assets	
Property, Plant and Equipment	2.95
Capital work in Progress	10.83
	13.79
Current Assets	
Inventories	0.57
Other current assets	7.35
	7.93
<b>Total Assets</b>	<b>21.71</b>
<b>Liabilities</b>	
Non-Current Liabilities	
Provisions	0.42
	0.42
<b>Total Liabilities</b>	<b>0.42</b>
<b>Net Assets</b>	<b>21.29</b>





**Ingenuity Biosciences Private Limited**  
**Notes to Financial Statements for the year ended March 31, 2024**  
(All amounts in Indian Rupees million, unless otherwise stated)

**32 Ratio analysis and its elements**

Particulars	Numerator	Denominator	As at March 31, 2024	As at March 31, 2023	% change from March 31, 2024 to March 31, 2023
Current ratio	Current Assets	Current Liabilities	0.50	0.90	-45%
Debt- Equity Ratio	Current borrowings + Non-Current Borrowings+ lease payments	Shareholder's Equity	Refer note i below		
Debt Service Coverage ratio	Earning for Debt Service = Net Profit after taxes + Non-cash operating expenses + Interest + other adjustments	Debt service = Interest & Lease Payments + Principal Repayments	Refer note iii below		
Return on Equity ratio	Net Profits after taxes - Preference Dividend	Average Shareholder's Equity	Refer note ii below		
Inventory Turnover ratio	Cost of material consumed	Average Inventory	3.45	0.95	261%
Trade Receivable Turnover Ratio	Net credit sales = Gross credit sales - sales return	Average Trade Receivable	1.25	1.98	-37%
Trade Payable Turnover Ratio	Net credit purchases = Gross credit purchases - purchase return	Average Trade Payables	0.42	0.44	-4%
Net Capital Turnover Ratio	Net sales = Total sales - sales return	Average working capital = Current assets - Current liabilities	2.49	4.85	-49%
Net Profit ratio	Net Profit after tax	Net sales = Total sales - sales return	(0.55)	0.85	-164%
Return on Capital Employed	Earnings before interest and taxes	Capital Employed = Tangible Net Worth + Total Debt + Deferred Tax Liability	(7.49)	3.25	-330%

**Note:**

- i) Since Debt- Equity Ratio as at March 31, 2024 and March 31, 2023 is negative, it is not considered for calculation.  
ii) Since Return on Equity ratio as at March 31, 2024 and March 31, 2023 is negative, it is not considered for calculation.  
iii) Since Debt Service coverage Ratio as at March 31, 2024 and March 31, 2023 is negative, it is not considered for calculation.

**Reasons for change more than 25% in above ratios**

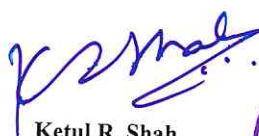
Particulars	Reasons for % change from March 31, 2023 to March 31, 2024
Current ratio	There is reduction in current ratio is on account of decrease in trade receivables and inventory as at March 31, 2024.
Inventory Turnover ratio	There is no inventory due to which there is increase in inventory turnover ratio as at March 31, 2024.
Trade Receivable Turnover Ratio	There is decrease in trade receivable turnover ratio on account of decrease in trade receivables as at March 31, 2024.
Trade Payable Turnover Ratio	There is decrease in trade payable turnover ratio on account of decrease purchases during the year.
Net Capital Turnover Ratio	There is decrease in net capital turnover ratio on account of decrease in revenue during the year.
Net Profit ratio	There is decrease in net profit ratio on account of decrease in revenue and profitability during the year.
Return on Capital Employed	There is decrease in return on capital employed on account of decrease in revenue and profitability during the year.



**Ingenuity Biosciences Private Limited**  
**Notes to Financial Statements for the year ended March 31, 2024**  
**(All amounts in Indian Rupees million, unless otherwise stated)**

- 33 Government of India's Code for Social Security 2020 (the 'Code') received assent from the President in September 2020. However, the date from when the Code will become applicable and rules have not yet been notified. The Company will assess the impact of the Code and account for the same once the effective date and rules are notified.
- 34 **Other Statutory information:**
- a The Company during the reporting periods does not have requirement to file the quarterly return or statement of current assets.
  - b The Company has not been declared a Wilful Defaulter by any bank or financial institution or consortium thereof in accordance with the guidelines on wilful defaulters issued by the RBI.
  - c There are no proceedings initiated or pending against the Company for holding any benami property under the Benami Transactions (Prohibition) Act, 1988 (45 of 1988) and rules made thereunder.
  - d The Company has not traded or invested in Crypto currency or Virtual Currency during the reporting periods.
  - e The Company has neither advanced, loaned or invested funds nor received any fund to/from any person or entity for lending or investing or providing guarantee to/on behalf of the ultimate beneficiary during the reporting periods.
  - f There is no immovable property whose title deed is not held in the name of the Company.
  - g There is no charge or satisfaction of charge which is yet to be registered with ROC beyond the statutory period.
  - h The Company has complied with the number of layers prescribed under clause e (87) of section 2 of the Act read with the Companies (Restriction on number of Layers) Rules, 2017.
  - i The Company has not entered into any scheme of arrangement in terms of sections 230 to 237 of the Companies Act, 2013.
  - j The Company does not have any transaction not recorded in the books of accounts that has been surrendered or not disclosed as income during the year in the tax assessments under the Income Tax Act, 1961.
  - k The Company has not carried out any transactions with companies struck off under section 248 of Companies Act, 2013.
- 35 The company uses accounting software for maintaining its books of accounts which has a feature of recording audit trail (edit log) facility and the same has been operated throughout the year for all the relevant transactions recorded in accounting software. Further, there are no instances of audit trail feature being tampered with.
- 36 The company has made changes in comparative year's figures wherever necessary.

As per our attached report of even date  
**For Ketul R Shah and Associates**  
Chartered Accountants  
ICAI FRN: 160764W



**Ketul R. Shah**  
Partner  
Membership No. 13163

Date: September 20, 2024  
Place: Ahmedabad, India




For and on behalf of the Board of Directors  
**For Ingenuity Biosciences Private Limited**  
CIN : U74999GJ2021PTC120292



**Ajay Tandon**  
Director  
DIN : 02210072

Date: September 20, 2024  
Place: Ahmedabad, India



**Nirmal Bhatia**  
Director  
DIN : 09068966

Date: September 20, 2024  
Place: Ahmedabad, India

UPIN: 24131631BKETWF7328